



PRINCETON WOMEN'S BASKETBALL

2010-11 GAME NOTES

GAME 20 ★ PRINCETON (15-4, 4-1) vs COLUMBIA (5-15, 4-2) ★ FEB. 11 ★ 7 P.M.

LIVE VIDEO / LIVE AUDIO / LIVE STATS

GAME 21 ★ vs. CORNELL (5-15, 2-4) ★ FEB. 12 ★ 6 P.M.

LIVE VIDEO / LIVE AUDIO / LIVE STATS

PRINCETON AT A GLANCE

THE COACH

Courtney Banghart (Dartmouth '00), 4th season
Overall Record.....62-44 (3+ seasons)

THE SID

Kristy McNeil
Assistant Director of Athletic Communications
Office(609) 258-5655
E-Mail.....mcneil@princeton.edu

2010-11 SCHEDULE

NOVEMBER

13 FAIRLEIGH DICKINSON.....W, 78-37
18 at Rutgers.....L, 53-54
21 at Lehigh.....W, 69-52
26 vs. Southern California #W, 60-59
28 at No. 22/24 Vanderbilt #L, 68-74

DECEMBER

1 at Delaware.....W, 68-50
5 RIDER.....W, 87-45
10 NAVY.....W, 74-61
13 LAFAYETTE.....W, 90-58
17 DREXEL.....W, 64-52
19 at St. Joseph's.....L, 61-70 (2OT)
29 at Davidson.....W, 67-61
31 at Wake Forst.....W, 71-63

JANUARY

4 LA SALLE.....W, 94-51
8 PENN *.....W, 56-45
28 at Brown *.....W, 70-48
29 at Yale *.....W, 52-37

FEBRUARY

4 at Harvard *.....L, 67-73
5 at Dartmouth *.....W, 75-50
11 COLUMBIA *.....7 p.m.
12 CORNELL *.....6 p.m.
18 YALE *.....7 p.m.
19 BROWN *.....6 p.m.
25 at Cornell *.....7 p.m.
26 at Columbia *.....7 p.m.

MARCH

4 DARTMOUTH *.....7 p.m.
5 HARVARD *.....6 p.m.
8 at Penn *.....4:30 p.m.

HOME GAMES IN BOLD CAPS

* - denotes Ivy League Games

- Vanderbilt Tournament

PROBABLE STARTERS

| No. | Name | Pos. | Cl. | Ht. | Hometown | 2010-11 Stats |
|-----|-----------------|------|-----|-----|---------------------|------------------------------|
| 3 | Lauren Polansky | G | So. | 5-8 | Mill Valley, Calif. | 2.3 ppg, 4.2 rpg, 56 assists |
| 23 | Addie Micir | G | Sr. | 6-0 | Newtown, Pa. | 13.3 ppg, 56 3PT%, 89 FT% |
| 30 | Lauren Edwards | G | Jr. | 6-0 | Los Angeles, Calif. | 11.4 ppg, 4.9 rpg, 16 blocks |
| 20 | Kate Miller | F | So. | 6-0 | Rumson, N.J. | 3.4 ppg, 1.8 rpg, 14 assists |
| 44 | Devona Allgood | C | Jr. | 6-3 | Huntersville, N.C. | 11.8 ppg, 6.7 rpg, 27 blocks |

Eye on the Tigers

Princeton is 15-4 on the season and sits in second place in the Ivy League with a 4-1 mark. The Tigers fell at Harvard 73-67 on Friday ending a 22-game Ivy League conference win streak before rebounding with a 75-50 win at Dartmouth. Senior Addie Micir leads the team in scoring with 13.3 points per game and is the hottest three-point and free-throw shooter on the team. She has missed just five of her 45 free throws this season, ranking her first in the league, while she has drained 56 three's the most in the league. Micir ranks second on the team in assists with 55 and averages 4.1 rebounds per game. Leading the team on the glass is junior Devona Allgood with 6.7 per game. She adds 11.8 points per game and has a team-high 27 blocks. Classmate Lauren Edwards chips in 11.4 points per game, 4.9 rebounds per game. She adds 41 assists, 23 steals and 16 blocks. Sophomore Lauren Polansky leads the squad in assists with 56 and steals with 36, while adding 2.3 points and 4.2 rebounds per game.

Last Time Out

Harvard - It was a game similar to NCAA Tournament game against St. John's where the shots just wouldn't fall. Princeton's big three shot 2-for-13 in first half, as Harvard grabbed a 10-point lead. The Tigers struggled to get inside with 0 points in the paint in the first half, to the Crimson's 16. Princeton recorded its lowest number of turnovers in a game this season with just eight, but also earned just two steals, for a team that averages over 10 per game.

Dartmouth - All 12 players saw significant action in the game and each would score at least two points. Princeton had 52 points in the paint, 34 more than Dartmouth. Megan Bowen had career-high 14 points, marking the first time she has led the team in scoring.

The Princeton/Columbia Series

Princeton owns a 36-16 edge in the all-time series with Columbia that dates back to when the women's school was known as Barnard College. The Tigers have won the last four meetings and are 19-7 when playing the Lions at Jadwin.

Scouting the Lions

After starting the season 0-13, Columbia is on a tear winning its last three games and falling to Harvard by just one point. The squad is 5-15 overall and 4-2 in league play and split its series with travel partner Cornell. The team averages 58.2 points per game and holds squads to 66.6 points. Columbia shoots 34.4 percent from the field, 29.1 percent from long range and 67.8 percent from the line. Kathleen Barry leads the team in scoring and rebounding with 11.2 and 7.5, respectively, while leading the team in steals with 35. Lauren Dwyer adds 10.2 points per game and has a team-best 24 blocks and 5.4 rebounds per game. Brianna Orlich and Melissa Shafter both have 40+ assists and are the team's top free-throw shooters. Collectively, the pair average 8.6 points and 2.7 rebounds per game.

Last Time We Met

Lauren Edwards had a season-high 23 points as Princeton rallied to defeat Columbia after trailing nearly the entire first half to come up with a 69-57 win on Saturday, Feb. 27 at Jadwin Gym. It was one of the closest games Princeton has played in the Ivy League and a game that saw five lead changes and 10 ties.

Edwards shot 11 for 18 from the floor and added six rebounds, three assists, three blocks and three steals. Junior Addie Micir scored 19 points, including going 9 for 10 from the free throw line and pulled down four boards. Sophomore Devona Allgood added 13 points and nine rebounds. Freshman Niveen Rasheed led the Tigers in rebounds with 13 and added eight pints and three steals.

Kathleen Barry drained a three to start the game and Columbia worked its way up to a 14-9 lead in the first seven minutes of the game. Addie Micir went 2 for 2 from the line and then added a three pointer to tie the game at 12:33. The Lions regained a five-point edge on a 7-2 run, 21-16. Micir added her second three of the game thanks to a well-placed screen and Edwards picked up a steal and went

SERIES BREAKDOWN

| Date | Site | Score |
|----------|-------------|-------------|
| 2/9/79 | vs. Barnard | W, 88-19* |
| 12/10/79 | Barnard | W, 68-31* |
| 1/8/81 | at Barnard | W, 96-14* |
| 2/11/86 | Columbia | L, 60-65 |
| 2/6/87 | Columbia | W, 69-48 |
| 2/21/87 | at Columbia | W, 89-53 |
| 2/6/88 | Columbia | W, 91-70 |
| 4/4/88 | at Columbia | W, 74-60 |
| 2/10/89 | Columbia | W, 80-71 |
| 2/25/89 | at Columbia | L, 52-67 |
| 2/2/90 | Columbia | W, 67-61 |
| 3/3/90 | at Columbia | L, 49-62 |
| 2/9/91 | Columbia | W, 64-52 |
| 2/22/91 | at Columbia | W, 72-61 |
| 2/7/92 | at Columbia | W, 52-44 |
| 3/7/92 | Columbia | W, 68-50 |
| 2/13/93 | at Columbia | W, 58-44 |
| 2/26/93 | Columbia | W, 73-55 |
| 2/5/94 | at Columbia | W, 66-52 |
| 3/4/94 | Columbia | W, 74-39 |
| 2/10/95 | at Columbia | W, 71-47 |
| 2/25/95 | Columbia | W, 85-45 |
| 2/2/96 | at Columbia | W, 65-31 |
| 3/2/96 | Columbia | W, 72-65 |
| 2/1/97 | Columbia | W, 72-57 |
| 2/28/97 | at Columbia | W, 67-41 |
| 1/31/98 | at Columbia | W, 69-51 |
| 2/27/98 | Columbia | W, 66-47 |
| 1/2/99 | Columbia | W, 68-48 |
| 1/27/99 | at Columbia | W, 45-36 |
| 1/29/00 | Columbia | L, 57-63 |
| 2/18/00 | at Columbia | W, 62-44 |
| 1/13/01 | at Columbia | L, 48-61 |
| 2/16/01 | Columbia | L, 49-51 |
| 2/1/02 | at Columbia | L, 61-79 |
| 3/2/02 | Columbia | L, 72-73 |
| 2/7/03 | Columbia | L, 66-75 |
| 3/8/03 | at Columbia | L, 63-66 |
| 2/14/04 | Columbia | L, 56-60 OT |
| 2/27/04 | at Columbia | L, 45-48 |
| 2/12/05 | at Columbia | L, 57-61 |
| 2/25/05 | Columbia | W, 72-53 |
| 1/13/06 | at Columbia | W, 78-62 |
| 2/18/06 | Columbia | W, 59-45 |
| 1/12/07 | Columbia | W, 79-73 |
| 2/17/07 | at Columbia | L, 53-58 |
| 2/9/08 | Columbia | L, 64-78 |
| 3/7/08 | at Columbia | L, 57-74 |
| 2/7/09 | at Columbia | W, 69-59 |
| 3/6/09 | Columbia | W, 68-63 |
| 2/12/10 | at Columbia | W, 77-55 |
| 2/27/10 | Columbia | W, 69-57 |

Overall record:.....36-16
 Home:.....19-7
 Away:.....17-9

* as Barnard College

TALE OF THE TAPE

| Princeton | 2010-11 | COL | COR |
|-----------|--------------------|------|-------|
| 15-4 | Overall Record | 5-15 | 5-15 |
| 4-1 | Conf. Record | 4-2 | 2-4 |
| 69.7 | Points/Game | 58.2 | 52.1 |
| 54.7 | Opp. Points/Game | 66.6 | 63.2 |
| +14.9 | Scoring Margin | -8.3 | -11.0 |
| .441 | FG% | .344 | .359 |
| .372 | Opp. FG% | .437 | .400 |
| .405 | 3 pt. FG% | .291 | .279 |
| .311 | Opp. 3 pt. FG% | .378 | .350 |
| .699 | FT% | .678 | .652 |
| .684 | Opp. FT% | .667 | .680 |
| 38.2 | Rebounds/Game | 36.4 | 34.5 |
| 33.8 | Opp. Rebounds/Game | 39.8 | 39.2 |
| +4.4 | Rebounding Margin | -3.4 | -4.6 |
| 15.7 | Assists/Game | 12.3 | 12.9 |
| 10.4 | Opp. Assist/Game | 12.7 | 14.6 |
| 14.7 | TO/game | 18.7 | 19.8 |
| 18.1 | Opp. TO/Game | 20.0 | 18.0 |
| 9.6 | Steals/Game | 10.3 | 7.3 |
| 6.5 | Opp. Steals/Game | 9.8 | 10.0 |
| 4.1 | Blocks/Game | 3.7 | 3.1 |
| 3.4 | Opp. Blocks/Game | 4.1 | 4.1 |

COMMON THREADS

| | Princeton | Columbia | Cornell |
|-----------|-----------|----------|----------|
| Brown | W, 70-48 | W, 72-49 | L, 53-66 |
| Dartmouth | W, 75-50 | W, 67-61 | W, 66-55 |
| Harvard | L, 67-73 | L, 68-69 | L, 36-67 |
| Yale | W, 52-37 | W, 67-57 | L, 49-57 |
| FDU | W, 78-37 | L, 50-61 | |
| Lafayette | W, 90-58 | L, 63-64 | |

down the court for a layup. Micir followed up with a layup to give Princeton its first lead of the game, 23-21, with less than eight minutes to play.

A layup by Columbia's Mary Beato tied the game for the sixth time. Princeton added two baskets to take a four-point lead but it was quickly washed away as Columbia went on a 6-0 run to take a 29-27 lead with two minutes to play. A turnover and a steal by sophomore Laura Johnson led to an Edwards' layup with four seconds left to end the half tied 29-29.

The second half started with the teams trading baskets for six minutes before a three by Edwards and a free throw by Allgood gave Princeton a seven-point edge, 41-34 at 13:11.

Columbia cut its deficit back to three but the Tigers answered back with three straight baskets to take a nine-point lead, 47-38. For the next 10 minutes the teams went back and forth with Columbia getting within five on two occasions and Princeton leading by nine five more times.

The Tigers gained a double-digit lead at 2:14 on a second-chance basket by Allgood to make it 63-52. After trading baskets, Micir would shoot 4 for 4 from the free throw line to get Princeton to a 69-54 lead. At the buzzer Melissa Shafer hit a wide open three to set the final score at 69-57.

Columbia's leading scorer Judie Lomax finished the night with a double-double of 15 points and 15 rebounds. She added three assists, three steals and one block. Danielle Browne also scored 15 points and had a game-high four assists. Barry added eight points and Shafer seven.

The Princeton/Cornell Series

Princeton has a 40-20 advantage in the all-time series with Cornell. The Tigers have won the last four meetings and have allowed Cornell just seven wins at Jadwin in 31 games.

SERIES BREAKDOWN

| Date | Site | Score |
|---------|------------|----------|
| 12/7/74 | Cornell | W, 51-33 |
| 2/2/80 | Cornell | W, 63-26 |
| 2/6/81 | at Cornell | W, 73-26 |
| 2/5/82 | Cornell | W, 68-32 |
| 2/5/83 | Cornell | W, 48-44 |
| 3/4/83 | at Cornell | L, 44-45 |
| 2/13/84 | at Cornell | L, 53-59 |
| 2/24/84 | Cornell | W, 83-71 |
| 2/8/85 | at Cornell | W, 64-58 |
| 3/8/85 | Cornell | W, 75-65 |
| 12/1/85 | at Cornell | L, 57-63 |
| 1/31/86 | Cornell | W, 63-60 |
| 2/7/87 | Cornell | W, 81-54 |
| 2/20/87 | at Cornell | W, 71-47 |
| 2/5/88 | Cornell | W, 60-48 |
| 4/5/88 | at Cornell | W, 79-75 |
| 2/11/89 | Cornell | L, 65-68 |
| 2/24/89 | at Cornell | L, 58-63 |
| 2/3/90 | Cornell | W, 64-54 |
| 3/2/90 | at Cornell | W, 81-63 |
| 2/8/91 | Cornell | W, 71-54 |
| 2/23/91 | at Cornell | L, 58-73 |
| 2/8/92 | at Cornell | W, 69-54 |
| 3/6/92 | Cornell | W, 70-64 |
| 2/12/93 | at Cornell | L, 67-68 |
| 2/27/93 | Cornell | W, 84-63 |
| 2/4/94 | at Cornell | W, 60-44 |
| 3/5/94 | Cornell | W, 77-67 |
| 2/11/95 | at Cornell | W, 63-51 |
| 2/24/95 | Cornell | W, 73-69 |
| 2/3/96 | at Cornell | W, 82-76 |
| 3/1/96 | Cornell | W, 77-60 |
| 1/31/97 | Cornell | L, 57-58 |
| 3/1/97 | at Cornell | L, 57-58 |
| 1/30/98 | at Cornell | W, 58-41 |
| 2/28/98 | Cornell | W, 60-50 |
| 1/30/99 | Cornell | W, 64-57 |
| 2/26/99 | at Cornell | W, 57-52 |
| 1/28/00 | Cornell | L, 66-68 |
| 2/19/00 | at Cornell | W, 46-42 |
| 1/12/01 | at Cornell | L, 61-77 |
| 2/17/01 | at Cornell | L, 60-65 |
| 2/2/02 | at Cornell | L, 52-77 |
| 3/1/02 | Cornell | W, 70-56 |
| 2/8/03 | Cornell | W, 66-63 |
| 3/7/03 | at Cornell | L, 50-64 |
| 2/13/04 | Cornell | W, 74-67 |
| 2/28/04 | at Cornell | L, 61-71 |
| 2/11/05 | at Cornell | W, 78-74 |
| 2/26/05 | Cornell | L, 61-76 |
| 1/14/06 | at Cornell | W, 94-80 |
| 1/17/06 | Cornell | W, 76-63 |
| 1/13/07 | Cornell | L, 66-70 |
| 2/16/07 | at Cornell | L, 66-69 |
| 2/8/08 | Cornell | L, 73-77 |
| 3/8/08 | at Cornell | L, 59-76 |
| 2/6/09 | at Cornell | W, 75-56 |
| 3/7/09 | Cornell | W, 76-55 |
| 2/13/10 | at Cornell | W, 72-49 |
| 2/26/10 | Cornell | W, 96-59 |

Overall record:.....40-20
 Home:.....24-7
 Away:.....16-13

IVY STANDINGS

| No. | Team | Ivy | Overall |
|-----|-----------|-----|---------|
| 1. | Harvard | 5-0 | 13-6 |
| 2. | Princeton | 4-1 | 15-4 |
| 3. | Yale | 4-2 | 8-12 |
| | Columbia | 4-2 | 5-15 |
| 5. | Cornell | 2-4 | 5-15 |
| 6. | Penn | 1-4 | 7-12 |
| | Dartmouth | 1-4 | 5-14 |
| 8. | Brown | 1-5 | 5-15 |

UPCOMING IVY GAMES

Friday, Feb. 11

| | |
|--------------------|--------|
| Dartmouth at Brown | 7 p.m. |
| Harvard at Yale | 7 p.m. |
| Cornell at Penn | 7 p.m. |

Saturday, Feb. 12

| | |
|-------------------|--------|
| Harvard at Brown | 7 p.m. |
| Dartmouth at Yale | 7 p.m. |
| Columbia at Penn | 7 p.m. |

RECENT IVY GAMES

Friday, Feb. 4

| |
|-------------------------|
| Brown 49 at Columbia 72 |
| Yale 57 at Cornell 49 |
| Penn 65 at Dartmouth 68 |

Saturday, Feb. 5

| |
|-----------------------------|
| Penn 84 at Harvard 83 (20T) |
| Brown 66 at Cornell 53 |
| Yale 57 at Columbia 67 |

WEEKLY IVY AWARDS

Player

| | |
|-------|---------------------------|
| 11/15 | Devona Allgood, Princeton |
| | Brogan Berry, Harvard |
| 11/22 | Niveen Rasheed, Princeton |
| 11/29 | Addie Micir, Princeton |
| | Brittney Smith, Dartmouth |
| 12/6 | Niveen Rasheed, Princeton |
| 12/13 | Brogan Berry, Harvard |
| 12/24 | Michelle Cashen, Yale |
| 1/3 | Lauren Edwards, Princeton |
| | Victoria Lippert, Harvard |
| 1/10 | Addie Micir, Princeton |
| 1/17 | Janna Graf, Yale |
| 1/24 | Megan Vasquez, Yale |
| | Alyssa Baron, Penn |
| 1/31 | Kathleen Barry, Columbia |
| 2/7 | Alyssa Baron, Penn |

Rookie

| | |
|-------|--------------------------|
| 11/15 | Alyssa Baron, Penn |
| 11/22 | Christine Clark, Harvard |
| 11/29 | Alyson Baron, Penn |
| 12/6 | Christine Clark, Harvard |
| 12/13 | Lauren Clarke, Brown |
| 12/24 | Janna Graf, Yale |
| 1/3 | Alyssa Baron, Penn |
| 1/10 | Janna Graf, Yale |
| 1/17 | Janna Graf, Yale |
| 1/24 | Alyssa Baron, Penn |
| 1/31 | Alyssa Baron, Penn |
| 2/7 | Alyssa Baron, Penn |

Scouting the Big Red

Cornell heads into the weekend looking for its first road win of the season. The team is 5-15 overall and 2-4 in the league with wins over Columbia and Dartmouth. Cornell has been at home for the last five games but has lost the last three. Three of Cornell's top five scorers are freshmen, with rookie Allyson DiMagno leading the class with 8.4 points and a team-best 5.7 rebounds per game. She sits second on the team in scoring behind Clare Fitzpatrick who has 11.6 points, 5.4 rebounds per game and a team-high 28 steals. Stephanie Long adds 7.6 points per game and leads the team in assists with 63, while Kristina Danielek scores 5.4 points per game and had a team-best 17 blocks. The Big Red average 52.1 points per game, a -11.0 scoring margin. They shoot 35.9 percent from the field, 27.9 percent from behind the arc and 65.2 percent from the charity stripe.

Last Time We Met

Princeton scored 96 points, the most points by a Tiger squad since 2002, as Princeton defeated Cornell 96-59 on Friday, Feb. 26 at Jadwin Gym. Princeton was just one point shy of tying the record for most points in a game, which is 97 set against Centenary in 2002.

All 12 players saw at least nine minutes of playing time, with freshman Niveen Rasheed leading the team in scoring with 18 points and seven rebounds. Sophomore Devona Allgood had 15 points, seven boards and two blocks while classmate Lauren Edwards added 14 points. Freshman Kate Miller was the fourth Tiger in double figures with a career-high 10 points. Freshman Lauren Polansky matched her career-best of six assists and had three steals.

Junior Addie Micir drained a three, eight seconds into the game, and Princeton would maintain that lead throughout the game. Four minutes in the Tigers had a seven-point lead, 12-5. Midway through the first half Princeton had a 15-point edge, 29-14, after a jumper from just inside the top of the key by Rasheed. Princeton would take a 23-point lead, 53-30, into the locker room.

The Tigers came out in the second half on a 16-2 run to make it a 37-point game, 69-32. Banghart would sit her starters for the remaining 12 minutes to give the bench some time and they didn't disappoint as they helped to expand the Tigers' lead.

Allie Munson had a double-double for the Big Red scoring 12 points and pulling down a game-high 14 rebounds. Christine Vlasic had eight points, while Allie Fedorowicz and Flynn each had seven points. Lauren Benson and Spencer Lane each dished out five assists while Benson picked up two steals.

Common Foes

Princeton and Columbia are both 3-1 against the same Ivy League opponents, as each defeated Brown, Dartmouth and Yale and fell to Harvard. The teams both played FDU and Lafayette during the non-conference season. Princeton won both, while Columbia lost both. Cornell is 1-3 against the four common league opponents.

The Final Countdown

- Princeton had the fourth-longest conference win streak in the nation, halted by Harvard on Feb. 5. The Tigers had won 22 straight, behind Connecticut, Stanford and Gonzaga.
- Princeton was also one of the final three schools in the nation to have both its men's and women's programs undefeated, along with Harvard and Xavier.
- Princeton won a stretch of 19 Ivy League games by double digits from March 7, 2009 to Jan. 29, 2011.
- Princeton's loss to St. Joseph's on Dec. 19 marked the Tigers first loss to a team not ranked or receiving votes since Nov. 25, 2009 when it fell to UCLA, 69-59 at Pauley Pavilion.

New Team Leaders

Laura Johnson led Princeton in scoring against Harvard with 16 points and Megan Bowen led Princeton at Dartmouth with 14 points. It marked the first time either player has finished as the team's leading scorer in a game.

Honey I'm Home

Princeton is in the middle of a 16-game home winning streak, dating back to Dec. 12, 2009. It is the 11th longest home court win streak in the NCAA. The Tigers set a record for wins at home last season going 12-1 on its home court. Princeton's last loss at home was its only loss at home last year, a 60-50 game to Rutgers.

Welcome to the Club

Addie Micir scored her 1,000th career point on against La Salle on Jan. 4. She became the 18th women's basketball player in Princeton history to reach 1,000 points. She ranks 16th all-time in scoring.

| | |
|-------|------------------------|
| 1,683 | Sandi Bittler '90 |
| 1,671 | Meagan Cowher '08 |
| 1,622 | CB Tomaslewicz '79 |
| 1,608 | Becky Brown '06 |
| 1,367 | Jennifer Donnelly '88 |
| 1,302 | Corneille Burt '92 |
| 1,290 | Ellen DeVoe '86 |
| 1,275 | Ellen Tomaslewicz '82 |
| 1,188 | Maggie Langlas '00 |
| 1,174 | Kate Thirolf '00 |
| 1,165 | Margaret Meier '78 |
| 1,116 | Christina Smith '94 |
| 1,113 | Jacqueline Jackson '78 |
| 1,106 | Laura Leacy '94 |

| | |
|-------|--------------------|
| 1,098 | Maureen Lane '03 |
| 1,089 | Addie Micir '11 |
| 1,058 | Allison Cahill '03 |
| 1,018 | Kim Allen '97 |

In addition Micir is second all-time in three-point baskets made with 219. Only Sandi Bittler has more, with 246 from 1986-90.

Rookie of the Year Out for Remainder of the Season

Niveen Rasheed will miss the remainder of the 2010-11 women's basketball season. She suffered a torn anterior cruciate ligament (ACL) injury of the right knee on Wednesday, Dec. 29 in a 67-61 win over Davidson.

February Figures

Princeton is 1-1 during the month of February this season with four more games to play during the second month of the year. Last year, Princeton finished the month of February with an 8-0 record, the first time the team finished undefeated during arguably one of the toughest months of the season. The most wins during February was nine recorded in 1986-87 when the team went 9-1.

Over 80

| CONTRIBUTIONS BY CLASS | | | |
|------------------------|-------------|-------------|--------------|
| Scoring | Points | PPG | Pct. |
| Seniors (2) | 324 | 17.1 | 24.5 |
| Juniors (3) | 536 | 28.2 | 40.5 |
| Sophomores (4) | 384 | 20.2 | 29.0 |
| Freshmen (3) | 76 | 4.0 | 5.7 |
| Total | 1324 | 69.7 | 100.0 |
| Rebounding | Rebounds | RPG | Pct. |
| Seniors (2) | 94 | 4.9 | 12.9 |
| Juniors (3) | 264 | 13.9 | 36.4 |
| Sophomores (4) | 251 | 13.2 | 34.6 |
| Freshmen (3) | 50 | 2.6 | 6.9 |
| Team | 66 | 3.5 | 9.1 |
| Total | 726 | 38.2 | 100.0 |

Princeton has scored over 90 points twice this season and had another 80-point game. Princeton scored 94 points on La Salle on Jan. 4, 90 on Lafayette on Dec. 13 and 87 on Rider on Dec. 5. All three games were played at home. Since 2000, Princeton has scored 80+ points, 23 times. The 2002-03 team had seven 80+ games, while last year's team had four.

Shooter!

Princeton has shot over 50 percent in three games this season, it's best shooting percentage coming against La Salle when the team shot 54.7 (35-64) percent. The Tigers shot 52.6 percent against Navy and 53.6 percent against Lafayette.

The Fine Five

This season the starting five have scored 962 of the squad's 1,324 points for 73 percent of the points. Last year Princeton's starting five accounted for 74.8 percent of the team's points, scoring 1535 of 2051. Princeton's bench has scored the majority of the points in one game this year, when it had 38 of Princeton's 75 against Dartmouth. The bench has had 30+ points in four games this year (Rider 36, Lafayette 30, La Salle 38, Dartmouth 38).

| HOW MANY TIMES PLAYER LED THE TEAM IN ... | | | | | |
|---|--------|----------|---------|--------|--------|
| Player | Points | Rebounds | Assists | Steals | Blocks |
| Allgood | 1 | 9 | 0 | 3 | 13 |
| Bowen | 1 | 1 | 0 | 1 | 4 |
| Edwards | 1 | 2 | 3 | 3 | 8 |
| Helmstetter | 0 | 0 | 0 | 0 | 1 |
| Hill | 0 | 0 | 0 | 5 | 0 |
| Hung | 0 | 0 | 0 | 0 | 2 |
| Johnson | 1 | 0 | 3 | 3 | 1 |
| Micir | 8 | 4 | 7 | 3 | 3 |
| Miller | 0 | 0 | 0 | 2 | 0 |
| Polansky | 0 | 2 | 9 | 7 | 3 |
| Rasheed | 7 | 6 | 6 | 7 | 1 |
| Rodgers | 0 | 1 | 0 | 0 | 0 |

| THE LAST TIME ... | |
|--|---------------------------------------|
| Scored 100 Points..... | N/A (highest is 97) |
| Scored 90 Points..... | 94 vs. La Salle (1/4/11) |
| Scored 80 Points..... | 87 vs. Rider (12/5/10) |
| Allowed 100 Points..... | 107 at Tennessee (12/20/05) |
| Allowed 90 Points..... | 91 at Monmouth (1/2/08) |
| Allowed 80 Points..... | 83 at Rutgers (11/18/08) |
| Scored 50 Points in a Half..... | 51 vs. La Salle (1/4/11) |
| Allowed 50 Points in a Half..... | 56 at Penn (3/11/08) |
| Won in Overtime..... | vs. Monmouth (11/19/04) |
| Lost in Overtime..... | vs. St. Joseph's (12/19/10) |
| Shot 55% from the field..... | 57.7 vs. Stony Brook (11/22/08) |
| Shot 50% from 3-point range..... | 52.2 vs. La Salle (1/4/11) |
| Shot 90% from FT line..... | 100.0 vs. Rider (12/5/10) |
| Had 50 rebounds in a game..... | 53 vs. Penn (3/9/10) |
| Had 20 assists in a game..... | 23 vs. La Salle (1/4/11) |
| Blocked 7+ shots in a game..... | 8 at Brown (1/28/11) |
| Had 15 steals..... | 17 vs. La Salle (1/4/11) |
| Committed fewer than 10 TOs..... | 9 at Dartmouth (2/5/11) |
| Had a 30-point scorer..... | Cowher (31) vs. Penn (3/11/08) |
| Had a 25-point scorer..... | Rasheed (28) vs. Lafayette (12/13/10) |
| Had a player with 15+ boards..... | Rasheed (16) at Cornell (2/13/10) |
| Had a player with 10+ assists..... | O'Brien (10) vs. Yale (2/18/05) |
| Had a player with 5+ blocks..... | Allgood (6) at Brown (1/28/11) |
| Had a player with 5+ steals..... | Johnson (5) vs. La Salle (1/4/11) |
| | Hill (5) vs. La Salle (1/4/11) |
| Had a player w/ a double-double..... | Allgood at Brown (1/28/11) |
| Had 2 players with double-doubles..... | Allgood/Rasheed at Harvard (3/6/10) |

| TEAM SUPERLATIVES | | |
|---------------------------|---------------------|--------------------------|
| HIGHS | HALF | LOWS |
| 52 vs. Lafayette | Points | 20, 2x MR at Yale |
| 45 at Vanderbilt | Points Allowed | 15 at Yale |
| 61.5 vs. Navy | FG% | 27.6 at Harvard |
| 80.0, 2x MR vs. Rider | 3FG% | 16.7 vs. USC |
| 100.0, 7x MR at Dartmouth | FT% | 0 at St. Joe's |
| 28, 2x MR at Delaware | Rebounds | 11 at Vanderbilt |
| 25 vs. USC | Rebounds Allowed | 10, 4x MR at Yale |
| 14 vs. Lafayette | Assists | 3 at Rutgers |
| 5, 2x MR at Brown | Blocks | 0, 3x MR at Davidson |
| 12 vs. La Salle | Steals | 0, 2x MR at Harvard |
| 16 at Wake Forest | Turnovers Committed | 2 at Harvard |
| 16 vs. La Salle | Turnovers Forced | 3 at Harvard |
| HIGHS | GAME | LOWS |
| 94 vs. La Salle | Points | 53 at Rutgers |
| 74 at Vanderbilt | Points Allowed | 37, 2x MR at Yale |
| 54.7 vs. La Salle | FG% | 32.8 vs. USC |
| 53.3 vs. Rider | 3FG% | 23.5 at Rutgers |
| 100.0 vs. Rider | FT% | 44.4 at Lehigh |
| 49 vs. Rider | Rebounds | 27, 2x MR at Wake Forest |
| 45 vs. USC | Rebounds Allowed | 25 at Yale |
| 23, 2x MR vs. La Salle | Assists | 8 at Rutgers |
| 8 at Brown | Blocks | 2, 2x MR at Yale |
| 18 vs. Lafayette | Steals | 2 at Harvard |
| 20 at Wake Forest | Turnovers Committed | 8 at Harvard |
| 25, 2x MR vs. La Salle | Turnovers Forced | 10 at Harvard |

**PRINCETON'S 2010-11
RECORD WHEN...**

| | |
|---|------|
| Overall | 15-4 |
| Ivy League | 4-1 |
| Home | 7-0 |
| Away | 7-4 |
| Neutral | 1-0 |
| vs. ACC | 1-0 |
| vs. Atlantic 10 | 1-1 |
| vs. Big East | 0-1 |
| vs. CAA | 2-0 |
| vs. MAAC | 1-0 |
| vs. Northeast Conference | 1-0 |
| vs. Pac-10 | 1-0 |
| vs. Patriot League | 3-0 |
| vs. SEC | 0-1 |
| vs. SoCon | 1-0 |
| In November | 3-2 |
| In December | 7-1 |
| In January | 4-0 |
| In February | 1-1 |
| During the Weekend | 7-3 |
| During the Week | 8-1 |
| On afternoons | 4-2 |
| On evenings | 11-2 |
| Games decided by 1-10 pts. | 3-4 |
| Games decided by 11-20 pts. | 6-0 |
| Games decided by 21-30 pts. | 2-0 |
| Games decided by 31-40 pts. | 1-0 |
| Games decided by 41 or more | 3-0 |
| Princeton scores first | 9-1 |
| Opponent scores first | 6-3 |
| Leading at halftime | 11-1 |
| Trailing at halftime | 3-3 |
| Tied at halftime | 1-0 |
| Leading with 10:00 remaining | 13-0 |
| Trailing with 10:00 remaining | 2-3 |
| Tied with 10:00 remaining | 0-1 |
| Leading with 5:00 remaining | 14-1 |
| Trailing with 5:00 remaining | 1-2 |
| Tied with 5:00 remaining | 0-1 |
| Princeton shoots 50% or better | 3-0 |
| Princeton shoots under 50% | 12-4 |
| Opponent shoots 50% or better | 1-1 |
| Opponent shoots under 50% | 14-3 |
| Princeton shoots 70% or better from FT line | 10-2 |
| Opponent shoots 70% or better from FT line | 5-4 |
| Princeton shoots 40% or better from arc | 9-2 |
| Opponent shoots 40% or better from arc | 1-3 |
| Princeton has more rebounds | 11-2 |
| Opponent has more rebounds | 2-2 |
| Rebounds are even | 2-0 |
| Princeton has fewer turnovers | 10-2 |
| Opponent has fewer turnovers | 5-1 |
| Turnovers are even | 0-1 |
| Princeton has more steals | 13-2 |
| Opponent has more steals | 2-1 |
| Steals are even | 0-1 |

All About the Boards

Princeton is 13-2 when outrebounding its opponents or rebounds are even. When the opponent has more rebounds, Princeton is 2-2. The Tigers average 38.2 rebounds per game, a +4.4 margin over its opponents.

Get Ahead

Princeton is 12-1 when leading or tied at halftime. It's lone loss was when leading St. Joseph's, 26-24 at halftime. Princeton was won 50 percent of the games in which it has trailed at halftime. The Tigers are 14-1 when leading with five minutes to play, 1-2 when trailing and 0-1 when tied.

Make it a Double

Princeton is 12-0 when games are decided by more than 10 points. The Tigers have won 42.9 percent of their games when the game is decided by less, with a 3-4 mark. Princeton defeated USC by one, Davidson by six and Wake Forest by eight. They fell to Rutgers by one, Vanderbilt by six, St. Joseph's by nine and Harvard by six.

Double Trouble

Princeton has lost every game in which it has trailed by double figures this season, going 0 and 4. The Tigers were down by 15 to Rutgers and lost by 1, down 10 to Vanderbilt and lost by six, down 10 to St. Joseph's and lost by nine, and was down 12 to Harvard and fell by six.

Starting with a Three

Princeton has started five games with a three-point basket in five games. The Tigers are 4-1 in those games. Addie Micir has drained a three to start the Penn and Brown games, two of Princeton's last three games. Princeton is nearly undefeated when it scores first, going 9-1, it's only loss to St. Joseph's.

Extra Basketball

Princeton played and lost a double overtime game at St. Joseph's on Dec. 19. It was Princeton's first overtime game since 2008 and first double overtime game since 2005. The Tigers are now 7-10 when going into extra time.

On the Road Again

Princeton is 8-4 on the road this season, defeating Lehigh, USC, Delaware, Davidson and Wake Forest during the non-conference season, and Brown, Yale and Dartmouth during conference play. The Tigers lost to Rutgers, Vanderbilt, St. Joseph's and Harvard all by single digits. Last year, Princeton went 14-1 on the road, with its lone loss at UCLA.

Leading the League

Princeton leads the league in six of 11 categories including: scoring defense, scoring margin, three-point field goal percentage, rebounding margin, assists and turnover margin. Princeton is second in the remaining five categories: scoring offense, free-throw percentage, field goal percentage, blocks and steals.

Sharp Shooters

Princeton players make up three of the league's top 10 in field goal percentage. Devona Allgood is tops in the league for the second straight season, scoring at a rate of 54.2 percent. Addie Micir is sixth at 44.8 percent and Lauren Edwards is seventh shooting 44 percent.

ON AND OFF

| Opponent | Starter Pts. | Bench Pts. |
|-------------|--------------|------------|
| FDU | 56 | 22 |
| Rutgers | 46 | 7 |
| Lehigh | 48 | 21 |
| USC | 47 | 13 |
| Vanderbilt | 55 | 13 |
| Delaware | 57 | 11 |
| Rider | 51 | 36 |
| Navy | 57 | 17 |
| Lafayette | 60 | 30 |
| Drexel | 56 | 8 |
| St. Joe's | 52 | 9 |
| Davidson | 58 | 9 |
| Wake Forest | 53 | 18 |
| La Salle | 56 | 38 |
| Penn | 43 | 13 |
| Brown | 48 | 22 |
| Yale | 42 | 10 |
| Harvard | 40 | 27 |
| Dartmouth | 37 | 38 |
| Total | 962 | 362 |

UP AND DOWN

| Opponent | Largest Lead | Largest Deficit | Final Margin |
|-------------|--------------|-----------------|--------------|
| FDU | +41 | - | +41 |
| Rutgers | +3 | -15 | -1 |
| Lehigh | +22 | -4 | +17 |
| USC | +3 | -8 | +1 |
| Vanderbilt | +1 | -10 | -6 |
| Delaware | +24 | -4 | +18 |
| Rider | +42 | - | +42 |
| Navy | +20 | -3 | +13 |
| Lafayette | +38 | - | +32 |
| Drexel | +12 | -4 | +12 |
| St. Joe's | +10 | -10 | -9 |
| Davidson | +15 | -4 | +6 |
| Wake Forest | +10 | -5 | +8 |
| La Salle | +47 | -2 | +43 |
| Penn | +19 | +5 | +11 |
| Brown | +24 | -1 | +22 |
| Yale | +15 | -5 | +15 |
| Harvard | +3 | -12 | -6 |
| Dartmouth | +26 | -1 | +25 |

Tiger at the Top

Addie Micir is the league's best free-throw shooter, hitting 88.9 percent of her shots, and is the league's top three-pointer shooter hitting 56, or an average of 2.95 per game.

Stretch it Out

Princeton has the top three highest win margins in the Ivy League, the only team to have beaten an opponent by 40 or more points.

1. Princeton vs. La Salle 43 (94-51)
2. Princeton vs. Rider 42 (87-45)
3. Princeton vs. FDU 41 (78-37)
4. Harvard vs. UNH 33 (96-63)
Harvard vs. Dartmouth 33 (82-49)

Releasing the RPI

The latest NCAA RPI, released on Feb. 7, has Princeton ranked 68th, dropping 10 spots from last week. The ratings percentage index is a major factor in determining selection and seeds to the NCAA Tournament. Here's how things shake out for the league in the RPI: Princeton 68, Harvard 130, Yale 233, Dartmouth 278, Penn 303, Columbia 308, Brown 312, Cornell 325. Princeton's highest RPI ranking was in the first poll, earning a rank of 31.

Bring On The Bracketology

ESPN's Charlie Creme has Princeton as a 13-seed in his latest bracketology. He has Princeton meeting Florida State, a team that was in Princeton's first round group last year.

| Predictions | | | | |
|-------------|------|----------------|----------------------|---------|
| Date | Seed | Opponent | Location | Region |
| Nov. 15 | 13 | North Carolina | Albuquerque, N.M. | Dayton |
| Jan. 3 | 12 | St. John's | Shreveport, La. | Spokane |
| Jan. 17 | 12 | Miami | Wichita, Kan. | Spokane |
| Jan. 31 | 13 | Florida State | Charlottesville, Va. | Dallas |

Ranking in the Mid-Major

After earning it's highest ranking in the CollegeInsider Mid-Major poll last week, at No. 2, Princeton fell to No. 6 this week after a 1-1 week on the road. Green Bay is first, followed by Gonzaga, Florida Gulf Coast, Marist (a team Princeton lost to during a preseason exhibition) and Middle Tennessee. Graham Hayes has Princeton 14th in his mid-major with Xavier No. 1, followed by Marist and Green Bay.

| Date | CollegeInsider | ESPN |
|-----------|----------------|------|
| Preseason | 6 | 4 |
| Nov. 16 | 4 | n/a |
| Nov. 22 | 5 | 6 |
| Nov. 29 | 5 | n/a |
| Dec. 7 | 4 | 5 |
| Dec. 14 | 4 | n/a |
| Dec. 21 | 5 | NR |
| Dec. 28 | 5 | n/a |
| Jan. 3 | 4 | 9 |
| Jan. 10 | 4 | n/a |
| Jan. 17 | 4 | 12 |
| Jan. 24 | 3 | n/a |
| Feb. 1 | 2 | 14 |
| Feb. 8 | 6 | n/a |

Rocking the Vote

Princeton is receiving a vote in the AP Coaches Poll this week, the first time the Tigers have received a vote in that poll this season. Princeton received one vote in the USA Today preseason poll, marking the first time an Ivy team has earned votes in that poll (Harvard earned votes in the 2002-03 preseason AP Poll).

| Date | Princeton's votes in the poll | |
|-----------|-------------------------------|----------------------|
| | AP Poll Votes | USA Today/ESPN Votes |
| Preseason | - | 1 |
| Nov. 16 | - | - |
| Nov. 22 | - | - |
| Nov. 29 | - | - |
| Dec. 7 | - | 2 |
| Dec. 14 | - | 2 |
| Dec. 20 | - | - |
| Dec. 27 | - | - |

| | | |
|---------|---|---|
| Jan. 3 | - | - |
| Jan. 10 | - | - |
| Jan. 17 | - | - |
| Jan. 24 | 1 | - |
| Feb. 1 | 1 | - |
| Feb. 8 | 1 | - |

Mad for Micir

Addie Micir was named the Ivy League Player of the Week and the GoPrincetonTigers.com Athlete of the Week, presented by Coach USA, for the week of Jan. 10. She led Princeton to a 2-0 week and scored her 1,000th career point on her way to her second Ivy League Player of the Week honor of the 2010-11 season. The senior guard became just the 18th player in Princeton women's basketball history to reach the mark and did so on her first shot of the game on Jan. 4 against La Salle, hitting her 38th three-point basket of the season. She finished the game with 17 points, four rebounds, three assists, two steals and one block. On Jan. 8, Micir scored 18 points to lead the Tigers to a win over Penn in the 2011 Ivy League opener. The win extends the Tigers' conference win streak to 20, ranking third in the nation behind Connecticut and Stanford. When Penn cut a 19-point deficit to seven with 1:44 to play it was Micir that stepped up, hitting a three from the left wing and scored the game's next three points, all coming by way of free throws to give her team back a double-digit lead, 56-43, with 11 seconds left.

From Hollywood California.....Lauren Edwards

Lauren Edwards was named the Ivy League Player of the Week for the week ending January 2. In a 71-63 win over Wake Forest of the ACC, Edwards led all scorers with a season-high 21 points, shooting 6-for-13. She matched her career-best of four three pointers in a game while adding three rebounds, three assists, one block and one assist. In a 67-61 win over Davidson, Edwards scored 11 points and seven rebounds. She added three assists and a block and a steal. This is Edwards' first Player of the Week honor this season, and second time in her career.

Red Hot Rasheed

Niveen Rasheed scored a career-high 28 points, scoring 22 in the first half alone to lead Princeton to a 90-58 win over Lafayette on Monday. Rasheed's 28 points is the most points scored in a game since Becky Brown had 28 against Penn on Jan. 7, 2006. In addition, her 22 first-half points is the most since Meagan Cowher had 22 in the first half against Columbia on Jan. 13, 2006.

She's Got It

Niveen Rasheed was named the Ivy League Player of the Week on Monday, Nov. 22. On Thursday at Rutgers, Rasheed scored 14 points and added seven rebounds against the Scarlet Knights, who received votes in both the preseason AP Poll and ESPN/USA Today Coaches Poll. She added three steals and one assist. Rasheed recorded her first double-double of the season in Princeton's 69-52 win over Lehigh, then ranked No. 18 in the CollegeInsider.com Mid Major Top 25. The victory halted Lehigh's 33-game home win streak as Princeton is the first team to win at Stabler Arena since the 2007-08 season. Rasheed scored 13 points and added 10 rebounds. She also led the team in steals with four and in assists with four. Rasheed finished the week with 27 points, 17 rebounds, seven steals and five assists.

She's Got It...Again

Niveen Rasheed earned her second Ivy League Player of the Week honor on Monday, Dec. 6. The sophomore led Princeton in scoring as the Tigers went 2-0 on the week and improve to 5-2 on the season. On Wednesday, Rasheed recorded a double-double against previously unbeaten Delaware. She scored 17 points and had a team-high 14 rebounds. She added four assists and three steals in the win. On Sunday, she scored a season-high 22 points in an 87-45 win over Rider. She shot 9-for-14 from the floor and hit all four of her free throws. She added two assists, one block and one steal. Rasheed did all of this in 20 minutes and was taken out of the game to allow her teammates time on the court.

It's All Good

Junior Devona Allgood was named the Ivy League Player of the Week on Monday, Nov. 15. Allgood shares the honor with Harvard's Brogan Berry. Allgood led Princeton in scoring as the Tigers opened the season with a 78-37 win over Fairleigh Dickinson on Saturday, Nov. 13. The junior center scored 20 points, just one point shy of her career best. In addition she added seven

WHERE WE STAND

| Scoring Offense | | | |
|-----------------|----|------|--------|
| Team | G | Pts. | Avg/Gm |
| 1. Harvard | 19 | 1410 | 74.2 |
| 2. Princeton | 19 | 1324 | 69.7 |

| Scoring Defense | | | |
|-----------------|----|------|--------|
| Team | G | Pts. | Avg/Gm |
| 1. Princeton | 19 | 1040 | 54.7 |
| 2. Penn | 19 | 1053 | 55.4 |

| Scoring Margin | | | |
|----------------|----|-----------|--------|
| Team | G | Off/Def | Margin |
| 1. Princeton | 19 | 69.7/54.7 | +14.9 |
| 2. Harvard | 19 | 74.2/67.3 | +6.9 |

| Free Throw Percentage | | | |
|-----------------------|----|---------|------|
| Team | G | FTM-FTA | Pct. |
| 1. Harvard | 19 | 238-308 | .773 |
| 2. Princeton | 19 | 188-269 | .699 |

| Field Goal Percentage | | | |
|-----------------------|----|----------|------|
| Team | G | FG-FGA | Pct. |
| 1. Harvard | 19 | 520-1148 | .453 |
| 2. Princeton | 19 | 503-1141 | .441 |

| 3-Point Field Goal Percentage | | | |
|-------------------------------|----|---------|------|
| Team | G | 3FG-FGA | Pct. |
| 1. Princeton | 19 | 130-321 | .405 |
| 2. Harvard | 19 | 132-360 | .367 |

| Rebounding Margin | | | |
|-------------------|----|------------|------|
| Team | G | P/Opp Avg. | Mrg. |
| 1. Princeton | 19 | 38.2/33.8 | +4.4 |
| 2. Harvard | 19 | 38.4/35.6 | +2.8 |

| Blocked Shots | | | |
|---------------|----|--------|------|
| Team | G | Blocks | Avg. |
| 1. Princeton | 19 | 78 | 4.11 |
| 1. Dartmouth | 19 | 78 | 4.11 |

| Assists | | | |
|--------------|----|---------|-------|
| Team | G | Assists | Avg. |
| 1. Princeton | 19 | 299 | 15.74 |
| 2. Harvard | 19 | 288 | 15.16 |

| Steals | | | |
|--------------|----|--------|-------|
| Team | G | Steals | Avg. |
| 1. Columbia | 20 | 205 | 10.25 |
| 2. Princeton | 19 | 183 | 9.63 |

| Turnover Margin | | | |
|-----------------|----|------------|-------|
| Team | G | P/Opp Avg. | Mar. |
| 1. Princeton | 19 | 14.7/18.1 | +3.37 |
| 2. Yale | 20 | 18.7/20.6 | +1.95 |

LEADERS IN THE LEAGUE

| Scoring | | |
|--------------------|------|------|
| | Pts. | Avg. |
| 5. Addie Micir | 252 | 13.3 |
| 9. Devona Allgood | 224 | 11.8 |
| 12. Lauren Edwards | 217 | 11.4 |

| Rebounding | | |
|--------------------|-------|------|
| | Total | Avg. |
| 4. Devona Allgood | 127 | 6.7 |
| 16. Lauren Edwards | 94 | 4.9 |

| Field Goal Pct. | | |
|-------------------|---------|------|
| | FGM-FGA | Pct. |
| 1. Devona Allgood | 104-192 | .542 |
| 6. Addie Micir | 78-174 | .448 |
| 7. Lauren Edwards | 81-184 | .440 |

| Assists | | |
|--------------------|-----|------|
| | No. | Avg. |
| 4. Lauren Polansky | 56 | 3.11 |
| 7. Addie Micir | 55 | 2.98 |

| Free Throw Pct. | | |
|-----------------|--------|------|
| | FT-FTA | Pct. |
| 1. Addie Micir | 40-45 | .889 |

| Steals | | |
|--------------------|-----|------|
| | No. | Avg. |
| 3. Lauren Polansky | 36 | 2.00 |

| 3-Point Field Goals Made | | |
|--------------------------|-----|------|
| | No. | Avg. |
| 1. Addie Micir | 56 | 2.95 |

| Blocked Shots | | |
|-------------------|-----|------|
| | No. | Avg. |
| 3. Devona Allgood | 27 | 1.42 |
| 9. Lauren Edwards | 16 | 0.84 |

rebounds, three blocks, three steals and one assist coming in 24 minutes of play.

Mad for Micir Part II

Addie Micir picked up three accolades on Monday, Nov. 29. She was named the Ivy League co-Player of the Week, the ECAC co-Player of the Week and the GoPrincetonTigers.com Athlete of the Week. She led Princeton to a 1-1 record at the Vanderbilt Tournament, stunning the USC and nearly knocking off No. 22/24 Vanderbilt. Micir scored both free throws with 5.0 seconds left to lift Princeton the 60-59 win over USC. She finished the game with 10 points, two rebounds, two assists and a steal against the Trojans, a team receiving votes in both national polls. The Tigers nearly defeated the Commodores, falling 74-68, after battling back from a 10-point deficit to take the lead in the second half. With 40 seconds to play Princeton has down by just three. Micir led the team in scoring with a season-high 20 points. She shot 6-for-13 from long range, matching her career best of six three-pointers in the game, but this time all six game in a single half. Micir added three rebounds, one assist, one block and one steal. Micir was named to the five-member All-Tournament team for the her efforts this weekend.

Regional Rewards

Addie Micir was named the ECAC co-Player of the Week on Monday, Nov. 29. She earned the award along with Georgetown's Sugar Rodgers. The award is presented weekly by the nation's largest athletic conference of 300 member institutions, selecting among conference's players of the week. Essentially, Micir and Rodgers were the best players in the region as the ECAC member schools range from Maine to North Carolina to Illinois. Micir finished her

weekend at the Vanderbilt Tournament averaging 15 points, hitting eight three-pointers, six against Vanderbilt, and going 4-for-4 from the free throw line, in addition to five rebounds, three assists, two steals and a block.

Nash - What?

Princeton went 1-1 at the Vanderbilt Tournament during the Thanksgiving week. Senior Addie Micir scored both free throws with 5.0 seconds left to lift Princeton the 60-59 win over USC, a team at the time was receiving votes in both national polls. It marked the program's first ever win against a Pac-10 team. The Tigers faced the host school in the championship game. The Commodores, who are unbeaten in their 12-year history of their Thanksgiving Tournament, is the first ranked opponent Princeton has played this season. The Tigers nearly defeated the Commodores, falling 74-68, after battling back from a 10-point deficit to take the lead in the second half. With 40 seconds to play Princeton has down by just three.

Picking on the Pac-10

Princeton's 60-59 win over USC on Friday, Nov. 26 at the Vanderbilt Tournament marked the program's first win over a Pac-10 team. The Tigers are now 1-5 against the conference from the West Coast.

A+ Against the ACC

Princeton's win over Wake Forest on Dec. 31, marked the Tigers' first win over an ACC team since 1989. Princeton defeated North Carolina, 71-69 at Jadwin Gym during the Princeton Invitational in 1989. Princeton is now 3-13 against the ACC.

Notes from the Boss

After Dartmouth...

"We really stressed putting 40 good minutes together. I liked our push in transition and how well we shared the ball. Any road win in this league is a good one. Our bench had a great weekend. We knew with the loss of one, we'd need a little bit more from all 11 and it looks like we are getting that."

After Harvard...

"I thought we really came out flat, but adjusted well throughout the game and gave it a great fight. We got a lot from our bench tonight and we really needed it. We made Harvard make big shots late and they did that. We knew they had to protect their home floor and they did. You have to a short memory in this league as we have another one tomorrow night."

After Yale...

"We were totally out of rhythm in the first half. We knew defense was going to have to be our anchor until we settled into our looks. At halftime we regrouped and talked about keeping our poise while having patience attacking the rim. We knew it was going to be a battle, it's a road game and the second half of a back-to-back. It was a hard fought battle and we're thrilled to come out with a win."

After Brown...

"Any time you win in this league it's a good win, particularly when you win on the road. I was really pleased that we were able to get contributions from everyone. We will need everyone in this together the rest of the way, night after night."

After La Salle...

"It's great when we can get contributions from

everyone. I can't say enough about what Addie means to our team. She is growing into a leader on the floor. One thousand points is a great accomplishment, but she has always cared about leaving the program in better shape than when she found it, and she's doing just that."

After Wake Forest...

"At the end of the Davidson game, I challenged these guys to really come together on the court. We knew that playing without Niveen that we would need more from everyone, and that's exactly what we got. It was an excellent team win."

After Davidson...

"After a slow start, which can be expected given our travel saga, I thought we adjusted well at halftime. We utilized a very balanced attack. I thought Devona played very well in the second half and Addie was the floor leader that we needed tonight."

After St. Joe's...

"It's disappointing that we had such a hard time stopping one player. We pride ourselves on the defensive end. Offensively we didn't have the poise that we expect at this point in the season. Lastly, we have to make free throws on the road. But I give all the credit to St. Joe's. They beat us. It's as simple as that."

After Drexel...

"We knew Drexel is a really good team, that is hard to guard. We had to deal with a lot of adversity throughout the game. The combination of our fight and poise is what got us this win."

On Rasheed fouling out after 16 minutes...

"This team is such a solid team, that when one of their teammates goes down they rally around. They lost one of their own and they knew they had to come together to battle the adversity and they did that."

After Lafayette...

"Against Navy we felt that we put together 20 solid minutes defensively, and we were determined to play 40 solid defensive minutes. When we get stops it allows us to generate our transition game, and we're hard to guard over 94 feet."

After Navy...

"Navy is a really good team. They are well coached, they play hard and they have a great point guard. In the first half, we weren't as sharp defensively as we've come to expect from this team. But in the second half, it was a whole different story. We had active hands, active feet and most importantly we talked to each other."

After Rider...

"We share the ball well on offense, all looking to be a threat. It's hard to guard when we push the pace over 94 feet. It's nice to be back home."

After Delaware...

"It's our third game in six days, so we knew we would have to dig deep. We needed to be better on the defensive end, to defend without fouling and finish with a block out so that we could push the pace offensively. This game showed us that we still have a lot of work to do."

After Vanderbilt...

"We use the month of November to find out who we can be. The way the team competes, the way they are willing to get better in practice and the way they are willing to make adjustments in game, has shown to be our foundation. We came here to win two and we made a top-25 team, in its home gym, make really big shots to beat us. So we just keep trying to get better."

Vanderbilt's Coach Balcomb after playing Princeton...

"They turned it up. I like to give the other team credit when credit is due. I think they're a very good team. I think they're extremely well coached. They beat USC for a reason. We didn't take them lightly and they were ready to play with a lot of confidence. We came out real strong with a lot of energy on our home court and then they made a run and they stepped it up. They played that way for the rest of the game and maintained it."

5After USC...

"I've said it over and over again from the very beginning, I love the fight of

this team. After the heartbreaker losing at the buzzer at Rutgers last week, I'm so proud that we were able to pull this one out. My team never stopped competing, they stayed composed and executed when we needed it most. We were a stop or a score away from beating Rutgers a week ago. This time we got what we needed. It was a gutsy performance and a total team win. I couldn't be prouder of them or happier for them."

First Month Figures

Princeton went 4-0 during the month of January, the second straight year the Tigers went undefeated in January. Princeton has gone undefeated in January four times in program history: 5-0 in 1998-99, 4-0 in 2005-06, 5-0 in 2009-10, 4-0 in 2010-11.

December Digits

Princeton finished the final month of the calendar year with a 7-1 record, the best record during the month of December in program history. Last year the Tigers went 6-1 which became a new best after a 7-2 mark in 1974.

November Numbers

Princeton finished off the month of November with a 3-2 record. Last season, Princeton set a program record for the most wins during the month of November, going 4-1.

Open Sesame

All-time Princeton is 19-21 in season openers including this season's 78-37 win over FDU. The Tigers have won the last three season openers, and is 6-4 in the last 10 years.

Open Sesame Part II

Princeton is 17-12 in Ivy League openers since the league started its current format in 1982. The Tigers have played the Quakers in 15 openers and is 11-4 in those openers. Princeton has won its last six Ivy openers, all against Penn.

Preseason Prediction

Princeton was selected to win the Ivy League again this season in the 2010 Ivy League Preseason Media/SID Poll. The Tigers were nearly the unanimous first-place selection with 135 points and 16 first-place votes. Harvard received one first-place vote and 115 points as the runner-up. Dartmouth was picked third with 96 points, followed by Yale with 84, Columbia with 73, Brown with 50, Cornell with 39 and Penn with 19.

O Captain! My Captain!

The team has selected its two seniors to be team captains this season. Krystal Hill and Addie Micir were announced as captains at the end-of-year banquet in the spring of 2010.

Hey Rookie

Coach Banghart and her staff have brought in three newcomers as the Class of 2014. Joining the Tigers are local forward Kristen Helmstetter (Bridgewater, N.J./Bridgewater-Raritan), and guards Nicole Hung (Los Angeles, Calif./Harvard Westlake) and Alex Rodgers (Mouth of Wilson, Va./Oak Hill Academy). HoopGurlz ranked both Hung and Rodgers. Below are their ranks below in comparison to Niveen Rasheed who was ranked last season.

Nicole Hung - Scouts Grade: 90 - Position Rank: 29

Alex Rodgers - Scouts Grade: 80 - Position Rank: 109

compare

Niveen Rasheed - Scouts Grade: 90 - Position Rank: 20

We Are The Champions

Princeton won the Ivy League in 2009-10, the program's eighth title. The team won five times in the 1970 and 80s prior to the NCAA Tournament. The Tigers earned a share of the title in 1999 and 2006 but lost the playoff game both years to Dartmouth. It marks the first time Princeton won the title outright since 1978.

Can They Go All The Way?

Princeton went undefeated in the Ivy League last season becoming one of six teams to go undefeated in Ivy League play. Harvard did so in 2002-03 and 96-97 and Penn was undefeated in 2000-01. Dartmouth went 7-0 in 1980-81, Yale went 7-0 in 1979-80.

Going Dancing

Princeton made its first ever NCAA Tournament appearance in 2010. The team became a varsity sport in 1972 with the NCAA Tournament beginning a decade later in 1982. The Tigers fell to St. John's in the Tallahassee first round 65-47.

Breaking Records in 2010

| <u>Record</u> | <u>Previous Record</u> |
|----------------------------------|--------------------------|
| Consecutive wins..... | 21 9 (1977-78) |
| Wins | 26 21 (2005-06) |
| Conference Wins | 14 12 (2005-06) |
| Non-Conference Wins | 12 11 (1995-96) |
| Home Wins..... | 12 12 (1986-87) |
| Consecutive Home Wins | 9...8 (3x MR 1990-91) |
| Road Wins | 14 10 (2005-06) |
| Fewest Losses | 3..4 (4x, MR 1977-78) |
| Best Win Percentage..... | .897818 (1977-78) |
| Most Points | 2,051 ...1,987 (1995-96) |
| Highest Scoring Average | 70.7..... 69.0 (1977-78) |
| Most Rebounds | 1,189 ...1,179 (1995-96) |
| Most Blocks..... | 134 130 (2008-09) |
| Most Players Named All-Ivy | 5.....4 (3x MR 2006) |

We're on the Air

Live audio broadcasts are available for almost every Princeton women's basketball game this season, with Derek Jones calling the action. All home games will be webcast via GoPrincetonTigers.tv for registered users. Packages are available for purchase on a monthly, semi-annual or annual subscription. Live stats will also be available for all home games, and most away games. Links will be available on the women's basketball schedule page.

Not Just a Dot Com

Princeton fans now have many ways to follow their teams. Besides www.GoPrincetonTigers.com, fans can check out the Tigers' TV site, www.GoPrincetonTigers.tv for various types of videos including: interviews with student-athletes and coaches, alumni profiles, game highlights, etc. You can also check out TigerBlog, the official blog of Princeton Athletics, that gives fans a different take on our teams; and TigerCast, a weekly podcast featuring Princeton coaches and student-athletes.

Wednesdays on the Web

Each Wednesday during the season a video bio/interview will be released on GoPrincetonTigers.tv. Check out the Web each Wednesday to get to know each of our 12 Tigers a bit better.

Through the Eyes of the Tigers

The Princeton women's basketball team has a new Web site feature for the 2010-11 season, entitled Through the Eyes of the Tigers. Every other Tuesday a different player on the team will give you an inside look at what's been going on lately with the team. From practice, conditioning, team activities, classes, etc.

Follow Us on Facebook & Twitter

Princeton women's basketball has a fan page on Facebook called "Princeton Women's Basketball Alumni". In what started as a women's basketball alumni page, the page is now open to friends and fans of the basketball program. Coach Banghart also has her own Twitter page. Follow Coach at <http://twitter.com/coachbanghart>

The Coming Attractions

After this weekend, Princeton will be halfway through its Ivy League schedule. The Tigers will host Yale and Brown next weekend, Feb. 18-19. Princeton's game against Brown on Feb. 19 will be Princeton's annual Pink Zone game.

2010-11 PRINCETON WOMEN'S BASKETBALL ROSTER

| No. | Name | Pos. | Yr. | Ht. | Hometown/High School |
|-----|---------------------|------|------|-----|---|
| 3 | Lauren Polansky | G | 5-8 | So. | Mill Valley, Calif./Branson School |
| 5 | Alex Rodgers | G | 5-9 | Fr. | Mouth of Wilson, Va./Oak Hill Academy |
| 10 | Nicole Hung | G | 5-11 | Fr. | Los Angeles, Calif./Harvard Westlake |
| 11 | Krystal Hill | G | 5-7 | Sr. | Houston, Texas/North Shore |
| 20 | Kate Miller | F | 6-0 | So. | Rumson, N.J./Rumson-Fair Haven |
| 22 | Laura Johnson | G | 5-8 | Jr. | Lower Gwynedd, Pa./Mt. St. Joseph Academy |
| 23 | Addie Micir | G | 6-0 | Sr. | Newtown, Pa./Council Rock North |
| 24 | Niveen Rasheed | F | 6-0 | So. | Danville, Calif./Monte Vista |
| 30 | Lauren Edwards | G | 6-0 | Jr. | Los Angeles, Calif./Brentwood School |
| 32 | Kristen Helmstetter | F | 6-0 | Fr. | Bridgewater, N.J./Bridgewater-Raritan |
| 43 | Megan Bowen | C | 6-2 | So. | Bath, Pa./Northampton |
| 44 | Devona Allgood | C | 6-3 | Jr. | Huntersville, N.C./North Mecklenburg |

Head Coach: Courtney Banghart, 4th season (Dartmouth '00)
 Assistant Coach: Melanie Moore, 4th season (Siena '99)
 Assistant Coach: Milena Flores, 4th season (Stanford '01)
 Director of Basketball Operation: Megan Griffith, 1st season (Columbia '07)
 Athletic Trainer: Dan "Tiger" Jarvis
 SID: Kristy McNeil
 Captains: Krystal Hill, Addie Micir

Pronunciation Guide

Addie Micir add-dee mah-sear
 Milena Flores me-LEN-nah floor-ez
 Niveen Rasheed nah-veen rah-sheed
 Devona Allgood dev-on-uh

By Class

Seniors (2) Hill, Micir
 Juniors (3) Allgood, Edwards, Johnson
 Sophomores (4) Brown, Miller,
 Polansky, Rasheed
 Freshmen (3) Helmstetter, Hung, Rodgers

By Position

Point Guards (3) Johnson, Hill, Polansky
 Guards (4) Edwards, Hung, Micir, Rodgers
 Forwards (3) Helmstetter, Miller, Rasheed
 Centers (2) Allgood, Bowen

By State



GAME-BY-GAME POINTS-REBOUNDS-ASSISTS

| Opponent | Date | Result | Polansky | Rodgers | Hung | Hill | Miller | Johnson |
|----------------|-------|----------------|----------|---------|--------|--------|--------|---------|
| FDU | 11/13 | W, 78-37 | 2-8-3 | 7-2-1 | 2-3-0 | 2-3-0 | 5-0-1 | 2-2-1 |
| at Rutgers | 11/18 | L, 53-54 | 2-6-4 | dnp | dnp | 0-0-0 | 7-0-0 | 0-0-0 |
| at Lehigh | 11/21 | W, 69-52 | 2-6-0 | dnp | 2-0-0 | 3-1-3 | 2-2-0 | 12-0-3 |
| vs. USC | 11/26 | W, 60-59 | 0-1-3 | dnp | dnp | 3-1-0 | 0-1-1 | 3-5-2 |
| at Vanderbilt | 11/28 | L, 68-74 | 0-2-4 | dnp | dnp | 2-1-0 | 3-1-1 | 0-1-1 |
| at Delaware | 12/1 | W, 68-50 | 0-3-1 | 1-1-0 | 1-0-1 | 6-1-2 | 1-0-0 | 0-1-1 |
| Rider | 12/5 | W, 87-45 | 5-5-2 | 0-6-2 | 6-2-2 | 5-0-2 | 6-1-0 | 10-5-2 |
| Navy | 12/10 | W, 74-61 | 0-1-4 | dnp | 0-0-0 | 9-2-1 | 3-4-0 | 3-2-1 |
| Lafayette | 12/13 | W, 90-58 | 2-5-6 | 6-2-1 | 5-0-0 | 7-1-3 | 6-2-1 | 4-4-3 |
| Drexel | 12/17 | W, 64-52 | 5-6-3 | dnp | dnp | 0-0-0 | 2-0-0 | 6-3-2 |
| at St. Joe's | 12/19 | L, 61-70 (20T) | 0-4-5 | 0-0-0 | 0-0-0 | 1-0-1 | 3-1-0 | 3-0-0 |
| at Davidson | 12/29 | W, 67-61 | dnp | dnp | 3-1-0 | 2-1-3 | 0-1-0 | 3-5-1 |
| at Wake Forest | 12/31 | W, 71-63 | 4-2-2 | dnp | 0-0-0 | 0-0-2 | 5-1-2 | 9-4-1 |
| La Salle | 1/4 | W, 94-51 | 2-5-6 | 8-6-5 | 10-1-1 | 5-1-2 | 4-4-1 | 12-1-2 |
| Penn | 1/8 | W, 56-45 | 4-7-2 | 0-2-1 | 0-0-0 | 2-0-0 | 2-4-0 | 6-5-2 |
| at Brown | 1/28 | W, 70-48 | 1-4-3 | 8-1-0 | 4-1-0 | 2-2-1 | 6-4-2 | 2-1-4 |
| at Yale | 1/29 | W, 52-37 | 6-4-4 | 0-1-0 | dnp | 0-0-2 | 2-2-2 | 0-1-0 |
| at Harvard | 2/4 | L, 67-73 | 2-4-1 | 0-0-0 | 0-1-1 | 11-1-0 | 3-2-2 | 16-1-5 |
| at Dartmouth | 2/5 | W, 75-50 | 4-2-3 | 2-2-0 | 4-3-1 | 12-2-0 | 4-4-1 | 4-2-3 |
| Columbia | 2/11 | | | | | | | |
| Cornell | 2/12 | | | | | | | |
| Yale | 2/18 | | | | | | | |
| Brown | 2/19 | | | | | | | |
| at Cornell | 2/25 | | | | | | | |
| at Columbia | 2/26 | | | | | | | |
| Dartmouth | 3/4 | | | | | | | |
| Harvard | 3/5 | | | | | | | |
| at Penn | 3/8 | | | | | | | |

| Opponent | Date | Result | Micir | Rasheed | Edwards | Helmstetter | Bowen | Allgood |
|----------------|-------|----------------|--------|---------|---------|-------------|--------|---------|
| FDU | 11/13 | W, 78-37 | 12-1-3 | 14-8-4 | 8-3-3 | 0-2-0 | 2-2-0 | 20-7-1 |
| at Rutgers | 11/18 | L, 53-54 | 11-2-1 | 14-7-1 | 11-6-2 | dnp | dnp | 8-8-0 |
| at Lehigh | 11/21 | W, 69-52 | 12-3-4 | 13-10-4 | 9-6-3 | dnp | 2-3-0 | 12-6-3 |
| vs. USC | 11/26 | W, 60-59 | 10-2-2 | 18-6-3 | 7-10-1 | dnp | 7-4-0 | 12-11-0 |
| at Vanderbilt | 11/28 | L, 68-74 | 20-3-1 | 15-6-4 | 14-6-2 | dnp | 8-2-2 | 6-3-1 |
| at Delaware | 12/1 | W, 68-50 | 18-3-4 | 17-14-4 | 9-2-4 | dnp | 0-7-0 | 13-5-1 |
| Rider | 12/5 | W, 87-45 | 5-3-3 | 22-5-2 | 7-8-1 | 3-2-1 | 6-2-2 | 12-7-2 |
| Navy | 12/10 | W, 74-61 | 9-2-3 | 21-6-4 | 13-4-3 | dnp | 2-3-0 | 14-8-2 |
| Lafayette | 12/13 | W, 90-58 | 6-1-5 | 28-6-2 | 10-3-0 | 0-0-0 | 2-2-1 | 14-6-1 |
| Drexel | 12/17 | W, 64-52 | 18-6-1 | 4-4-0 | 17-5-5 | dnp | 0-0-0 | 12-6-1 |
| at St. Joe's | 12/19 | L, 61-70 (20T) | 9-9-2 | 18-11-4 | 15-6-3 | dnp | 2-4-0 | 10-8-0 |
| at Davidson | 12/29 | W, 67-61 | 16-7-4 | 13-5-2 | 11-7-3 | dnp | 4-0-0 | 15-8-0 |
| at Wake Forest | 12/31 | W, 71-63 | 15-6-5 | dnp | 21-3-3 | dnp | 9-2-1 | 8-5-1 |
| La Salle | 1/4 | W, 94-51 | 17-4-3 | dnp | 10-5-3 | 2-3-0 | 9-3-0 | 15-6-0 |
| Penn | 1/8 | W, 56-45 | 18-2-2 | dnp | 7-4-2 | dnp | 9-3-0 | 8-6-1 |
| at Brown | 1/28 | W, 70-48 | 18-4-3 | dnp | 13-4-2 | 0-3-0 | 6-6-1 | 10-11-0 |
| at Yale | 1/29 | W, 52-37 | 18-7-1 | dnp | 17-6-0 | dnp | 0-2-1 | 9-6-1 |
| at Harvard | 2/4 | L, 67-73 | 12-4-4 | dnp | 9-5-1 | dnp | 0-1-0 | 14-7-0 |
| at Dartmouth | 2/5 | W, 75-50 | 8-8-4 | dnp | 9-1-0 | 2-5-3 | 14-8-0 | 12-3-0 |
| Columbia | 2/11 | | | | | | | |
| Cornell | 2/12 | | | | | | | |
| Yale | 2/18 | | | | | | | |
| Brown | 2/19 | | | | | | | |
| at Cornell | 2/25 | | | | | | | |
| at Columbia | 2/26 | | | | | | | |
| Dartmouth | 3/4 | | | | | | | |
| Harvard | 3/5 | | | | | | | |
| at Penn | 3/8 | | | | | | | |



#3 Lauren Polansky

| | |
|---------------------|---------------------|
| Position: | Guard |
| Height: | 5'8" |
| Year: | Sophomore |
| Hometown: | Mill Valley, Calif. |
| High School: | Branson School |

Sophomore Year (2010-11): Matched her career-best of six points in a game at Yale on Jan. 29 ... had a career-high eight rebounds against FDU on Nov. 13 ... attempted her most shots, six, against Penn on Jan. 8 ... dished out a career-high six assists and six steals against Lafayette on Dec. 13 ... had six steals again versus Drexel and six assists against La Salle ... has had one block six times... led the team in assists nine times, steals seven times, blocks three times and rebounds twice.

Freshman Year (2009-10): Has started in 22 games and made four more appearances ... scored a personal-best six points against Yale on Jan. 30 and at Dartmouth on March 5 ... pulled down a personal-best six rebounds at Columbia on Feb. 12 ... dished out a career-best six assists three times most recently against Cornell on Feb. 26 ... made two blocks against Stony Brook on Nov. 13 ... recorded four steals against Lafayette ... led the team in assists 10 times, steals six times and blocks twice times.

Before Princeton: Point guard for The Branson School varsity team for four years ... guided the Bulls to a 121-19 record while leading the league in steals and assists all four years ... as a senior captain, Polansky helped the team to a 30-4 mark ... greatest statistical achievement was a quadruple double in points, rebounds, assists and steals ... also recorded triple doubles on more than one occasion ... named the 2009 North Bay Player of the Year ... selected as a first-team all-league recipient twice ... earned *San Francisco Chronicle* first-team all-metro honors ... member of the Jewish High School Sports Hall of Fame ... a member of the Marin County League All-Star Team and the SAC VS BAY All-Star Team ... Branson won the league, the North Coast Section and the NORCAL during her junior and seniors years ... the team won the state championship during her sophomore and junior years ... named the MVP of the league during her senior year ... played her AAU basketball for the East Bay Xplosion in 2008 with fellow Princetonian Niveen Rasheed.

Personal: Full name is Lauren S. Polansky ... born December 24, 1990 in San Francisco ... parents are Cynthia and the late Jon Polansky.

| Season | GP-GS | Min | FG | FG% | 3FG | 3FG% | FT | FT% | O | D | Tot | Avg. | PF | A | TO | Blk | Stl | Pts | Avg |
|---------|-------|-----|-------|------|------|------|-------|------|----|----|-----|------|----|-----|----|-----|-----|-----|-----|
| 2009-10 | 27-23 | 497 | 15-37 | .405 | 0-0 | .000 | 7-13 | .538 | 23 | 44 | 67 | 2.5 | 48 | 77 | 32 | 4 | 40 | 37 | 1.4 |
| 2010-11 | 18-17 | 449 | 15-47 | .319 | 4-17 | .235 | 7-16 | .438 | 33 | 42 | 75 | 4.2 | 40 | 56 | 35 | 6 | 36 | 41 | 2.3 |
| Career | 45-40 | 946 | 30-84 | .357 | 4-17 | .235 | 14-29 | .483 | 56 | 86 | 142 | 3.2 | 88 | 133 | 67 | 10 | 76 | 78 | 1.7 |

| | Career Highs | Season Highs |
|---------------|--------------------------------|-----------------------------|
| Points | 6, 3x MR at Yale (1/29/11) | 6 at Yale (1/29) |
| FG | 3, 2x MR at Yale (1/29/11) | 3 at Yale (1/29) |
| FG Attempted | 6, 2x MR at Harvard (2/4/11) | 6, 2x MR at Harvard (2/4) |
| 3FG Made | 1, 4x MR vs. Penn (1/8/11) | 1, 4x MR vs. Penn (1/8) |
| 3FG Attempted | 3, 2x MR at Harvard (2/4/11) | 3, 2x MR at Harvard (2/4) |
| FT Made | 2, 3x MR vs. FDU (11/13/10) | 2, 2x MR at Rutgers (11/18) |
| FT Attempted | 4 at Wake Forest (12/31/10) | 4 at Wake Forest (12/31) |
| Rebounds | 8 vs. FDU (11/13/10) | 8 vs. FDU (11/13) |
| Assists | 6, 5x MR vs. La Salle (1/4/11) | 6, 2x MR vs. La Salle (1/4) |
| Blocks | 2 at Stony Brook (11/13/09) | 1, 6x MR at Harvard (2/4) |
| Steals | 6, 2x MR vs. Drexel (12/17/10) | 6, 2x MR vs. Drexel (12/17) |

Career Stats vs. Columbia

| Game | Min. | FG | Pct. | 3FG | Pct. | FT | Pct. | O | D | Tot | Avg. | PF | A | TO | Blk | Stl | Pts. | Avg. |
|---------|------|-----|------|-----|------|-----|-------|---|---|-----|------|----|---|----|-----|-----|------|------|
| 2/12/10 | 32 | 0-1 | .000 | 0-0 | .000 | 2-2 | 1.000 | 1 | 5 | 6 | | 3 | 6 | 2 | 0 | 1 | 2 | |
| 2/27/10 | 15 | 0-0 | .000 | 0-0 | .000 | 0-0 | .000 | 0 | 2 | 2 | | 0 | 3 | 3 | 0 | 1 | 0 | |
| Career | 46 | 0-1 | .000 | 0-0 | .000 | 2-2 | 1.000 | 1 | 7 | 8 | 4.0 | 3 | 9 | 5 | 0 | 1 | 2 | 1.0 |

Career Stats vs. Cornell

| Game | Min. | FG | Pct. | 3FG | Pct. | FT | Pct. | O | D | Tot | Avg. | PF | A | TO | Blk | Stl | Pts. | Avg. |
|---------|------|-----|------|-----|------|-----|------|---|---|-----|------|----|---|----|-----|-----|------|------|
| 2/13/10 | 10 | 0-0 | .000 | 0-0 | .000 | 0-0 | .000 | 1 | 0 | 1 | | 2 | 0 | 0 | 0 | 0 | 0 | |
| 2/26/10 | 17 | 0-0 | .000 | 0-0 | .000 | 0-0 | .000 | 1 | 1 | 2 | | 0 | 6 | 1 | 0 | 3 | 0 | |
| Career | 27 | 0-0 | .000 | 0-0 | .000 | 0-0 | .000 | 2 | 1 | 3 | 1.5 | 2 | 6 | 1 | 0 | 3 | 0 | 0.0 |



#5 Alex Rodgers

| | |
|---------------------|----------------------|
| Position: | Guard |
| Height: | 5'9" |
| Year: | Freshman |
| City/State: | Mouth of Wilson, Va. |
| High School: | Oak Hill Academy |

Freshman Year (2010-11): Scored a personal-best eight points, six rebounds, five assists and one steal against La Salle on Jan. 4 ... scored eight points again at Brown on Jan. 28 ... tallied seven points, two rebounds, an assist and a steal in her first collegiate game against FDU on Nov. 13 ... pulled down a personal-best seven rebounds and two assists against Rider on Dec. 5 ... has had a steal in four separate games ... led the team in rebounds once.

Before Princeton: A four-year letterwinner from Oak Hill Academy ... ranked #108 as a shooting guard on ESPN HoopGurlz ... earned a Scouts grade of 80 ... helped the Warriors to a record of 86-29 during her tenure ... averaged 13.2 points, 6.1 rebounds, 5.0 assists, 1.5 steals and 0.1 blocks per game in her career ... averaged 10.6 points, 5.5 rebounds, 5.6 assists, 1.8 steals and 0.1 blocks per game as a senior ... captain her senior when the team posted a 23-4 record ... also captain her freshman season when she was named first-team Mountain Empire District ... Oak Hill was the 2010 National High School Invitational (NHSI) national runner-up ... a 2010 McDonalds All-American Honorable Mention selection ... named to the National Association of Christian Athletes (NACA) and Potters House Christian Academy (PHCA) All-Tournament teams ... her team honored her with MVP in 2010, Most Improved in 2008 and Offensive Player of the Year in 2007 ... played her AAU basketball with the Garner Flames in Raleigh, N.C. ... the Flames were North Carolina state champions in 2008 and 2009 while reaching the AAU Nationals both years ... the squad competed in the Boo Williams Invitational and the US Junior Nationals in 2008 and 2009 ... also lettered in volleyball and tennis at Oak Hill.

Personal: Full name is Alexandra Janique Rodgers ... born March 30, 1992 ... parents are Michael and Yvonne Rodgers ... has two brothers, Michael and Maxwell and one sister, Khelan.

| Season | GP-GS | Min | FG | FG% | 3FG | 3FG% | FT | FT% | O | D | Tot | Avg. | PF | A | TO | Blk | Stl | Pts | Avg |
|-------------------------|-------|-----|-------|------|------|------|-----|------|---|----|-----|------|----|----|----|-----|-----|-----|-----|
| 2010-11 | 11-0 | 83 | 11-37 | .297 | 4-17 | .235 | 6-8 | .750 | 5 | 18 | 23 | 2.1 | 13 | 10 | 4 | 0 | 5 | 32 | 2.9 |

| Career Highs | |
|---------------|--------------------------------|
| Points | 8, 2x MR at Brown (1/28) |
| FG | 3, 2x MR at Brown (1/28) |
| FG Attempted | 6, 2x MR vs. La Salle (1/4) |
| 3FG Made | 2 vs. La Salle (1/4) |
| 3FG Attempted | 3, 2x MR vs. La Salle (1/4) |
| FT Made | 2, 2x MR vs. Lafayette (12/13) |
| FT Attempted | 2, 4x MR at Brown (1/28) |
| Rebounds | 6, 2x MR vs. La Salle (1/4) |
| Assists | 5 vs. La Salle (1/4) |
| Blocks | 0 |
| Steals | 1, 4x MR at Yale (1/29) |



#10 Nicole Hung

| | |
|---------------------|---------------------|
| Position: | Guard |
| Height: | 5'11" |
| Year: | Freshman |
| City/State: | Los Angeles, Calif. |
| High School: | Harvard Westlake |

Freshman Year (2010-11): Scored 10 points against La Salle on Jan. 4 shooting 5-for-6 from the charity stripe going on a personal 7-0 run in the second half ... pulled down three rebounds in her first collegiate game against FDU on Nov. 13 ... had her first assist against Delaware on Dec. 2 ... dishing out a personal-best two assists against Rider on Dec. 5 ... had her first block against Navy on Dec. 10 and her first steal against Lafayette on Dec. 13 ... had another three rebound game at Dartmouth to go along with four points and one block ... led the team in blocks twice.

Before Princeton: A four-year letterwinner from Harvard Westlake ... ranked #30 as a power forward on ESPN HoopGurlz ... earned a Scouts grade of 90 ... helped the Wolverines to a record of 93-29 during her four years including a 34-1 mark her senior season ... as a senior she averaged 17.7 points, 9.0 rebounds, 2.2 assists, 2.1 steals and 0.7 blocks per game ... captain of the team during her junior year ... Harvard Westlake was the 2007 and 2010 Mission League Champion, the 2009 CIF-SS Division IVA Champion, 2010 CIF-SS Division IVAA Champion and the 2010 Division IV CIF State Champion ... a two-time first-team All-Mission League honoree ... named the CIF-SS Division IVA Player of the Year and first-team All-State as a junior ... captured CIF-SS Division IVAA Co-Player of the Year honors, played in the Battle of the Valley All-Star Game and was named Maxpreps Honorable Mention All-America as a senior ... named a *Los Angeles Times* All-Star in 2010 ... played her AAU basketball with the California Swish ... the Swish was the 2009 Nike National Champions in addition to the Music City Madness Champions and End of the Trail Champions ... named to the End of Trail Champions All-Tournament team ... also a four-year letterwinner in tennis.

Personal: Full name is Nicole Jian Min Hung ... born April 9, 1992 ... parents are Vincent and Cyndi Hung ... has two younger sisters Ingrid and Candice and a younger brother Ryan.


| Season | GP-GS | Min | FG | FG% | 3FG | 3FG% | FT | FT% | O | D | Tot | Avg. | PF | A | TO | Blk | Stl | Pts | Avg |
|-------------------------|-------|-----|-------|------|-----|------|------|------|---|---|-----|------|----|---|----|-----|-----|-----|-----|
| 2010-11 | 14-0 | 117 | 12-31 | .387 | 5-9 | .556 | 8-11 | .727 | 5 | 7 | 12 | 0.9 | 9 | 6 | 8 | 2 | 2 | 37 | 2.6 |

| Career Highs | |
|---------------|-----------------------------|
| Points | 10 vs. La Salle (1/4) |
| FG | 2, 4x MR at Dartmouth (2/5) |
| FG Attempted | 5 at Brown (1/28) |
| 3FG Made | 2 vs. Rider (12/5) |
| 3FG Attempted | 2, 4x MR vs. La Salle (1/4) |
| FT Made | 5 vs. La Salle (1/4) |
| FT Attempted | 6 vs. La Salle (1/4) |
| Rebounds | 3, 2x MR at Dartmouth (2/5) |
| Assists | 2 vs. Rider (12/5) |
| Blocks | 1, 2x MR at Dartmouth (2/5) |
| Steals | 1, 2x MR at Brown (1/28) |



#11 Krystal Hill

Position: Guard
Height: 5'7"
Year: Senior
Hometown: Houston, Texas
High School: North Shore



Senior Year (2010-11): Team captain ... scored a season-high 12 points at Dartmouth on Feb. 5, a night after scoring 11 on Harvard, with 6-for-11 shooting ... picked up a career-best five steals against La Salle on Jan. 4 ... had three rebounds against FDU on Nov. 13 ... recorded three assists in three separate games most recently against Davidson on Dec. 29 ... had her first block of the season against Drexel on Dec. 17 ... has led the team in steals five times.

Junior Year (2009-10): Played in all 28 games ... scored a season-best 12 points three times most recently at Brown on Feb. 20 ... had a season-high six rebounds at Stony Brook on Nov. 13 ... shot 10 for 10 from the free throw line at Brown on Feb. 20, a career best ... picked up three steals at Drexel on Dec. 17 ... had four assists against Lehigh on Dec. 2 and against Penn on Jan. 9 ... picked up her first block of the season against the Big Red on Feb. 13 ... led the team in assists and steals two times each.

Sophomore Year (2008-09): Saw action in all 28 games averaged 5.0 points and 1.8 rebounds per game ... scored 145 points, collected 50 rebounds, 20 steals, 19 assists and two blocks ... shot .411 on the season (51-124), and went 40-47 from the free-throw line for a team-best percentage of .851 ... had a season-best 14 points versus Rider on Jan. 6 and against at Columbia on Feb. 7 ... her best effort was at Lafayette on Jan. 2 where she recorded eight season-bests including rebounds in game with six ... corralled a season-best three steals at Lehigh on Nov. 30 ... shot 100% from the free throw line 13 times with her best trip to the line against Brown on Feb. 14, where she shot 6-for-6.

Freshman Year (2007-08): Named Ivy League Rookie of the Week on March 3 ... had six of her seven double-digit scoring games in the Ivy League season ... led the team in scoring in four games, first against Cornell on Feb. 8 with 18 points, then against Harvard on Feb. 22 with 16 points and finally in back-to-back games against Brown and Yale on Feb. 29 and March 1 with 19 and 15 points, respectively ... came within a rebound of a double-double on two occasions in the Harvard and Yale double-digit scoring games ... season-high five assists at Cornell on March 8.

Before Princeton: Four-year letterwinner at North Shore High School ... poured in 19.8 points, 4.9 steals and 4.1 assists per game as a senior captain ... named 2007 Houston Chronicle third-team all-city and was an Athlete of the Week honoree ... earned academic all-state honors ... named to the Texas Association of Basketball Coaches all-region team ... invited to participate in city and state all-star games ... was twice named first-team all-district ... team MVP as a senior and three-time team defensive player of the year ... city's top free-throw shooter as a junior ... also a three-year track captain, winning a 5A gold medal in the 4x200 relay as a freshman.

Personal: Full name is Krystal Aretha Grace Hill ... born Feb. 28, 1989 ... parents are Oma and Sonia Hill ... has an older brother, Otis (Texas A&M) ... volunteers with her local adopt-a-pet service ... majoring in history.

| Season | GP-GS | Min | FG | FG% | 3FG | 3FG% | FT | FT% | O | D | Tot | Avg. | PF | A | TO | Blk | Stl | Pts | Avg |
|---------|-------|------|---------|------|--------|------|---------|------|----|-----|-----|------|-----|-----|-----|-----|-----|-----|-----|
| 2007-08 | 26-1 | 355 | 52-143 | .364 | 11-33 | .333 | 43-58 | .741 | 25 | 34 | 59 | 2.3 | 42 | 38 | 31 | 0 | 21 | 158 | 6.1 |
| 2008-09 | 28-0 | 339 | 51-124 | .411 | 3-19 | .158 | 40-47 | .851 | 25 | 25 | 50 | 1.8 | 38 | 19 | 30 | 2 | 20 | 145 | 5.2 |
| 2009-10 | 29-0 | 365 | 45-142 | .317 | 10-35 | .286 | 41-46 | .891 | 23 | 39 | 62 | 2.1 | 29 | 36 | 36 | 1 | 24 | 141 | 4.9 |
| 2010-11 | 19-1 | 230 | 28-67 | .418 | 9-24 | .375 | 7-11 | .636 | 4 | 13 | 17 | 0.9 | 21 | 22 | 26 | 1 | 23 | 72 | 3.8 |
| Career | 102-2 | 1289 | 176-476 | .370 | 33-111 | .297 | 131-162 | .809 | 77 | 111 | 188 | 1.8 | 130 | 115 | 123 | 4 | 88 | 516 | 5.1 |

| | Career Highs | Season Highs |
|---------------|--------------------------------|------------------------------|
| Points | 19 vs. Brown (2/29/08) | 12 at Dartmouth (2/5) |
| FG | 7 vs. Yale (3/1/08) | 6 at Dartmouth (2/5) |
| FG Attempted | 15 vs. Yale (3/1/08) | 11 at Dartmouth (2/5) |
| 3FG Made | 3 vs. Brown (2/29/08) | 2, 2x MR at Harvard (2/4) |
| 3FG Attempted | 4, 2x MR at Delaware (12/2/10) | 4 at Delaware (12/2) |
| FT Made | 10 at Brown (2/20/10) | 2, 2x MR vs. Rider (12/5) |
| FT Attempted | 10 at Brown (2/20/10) | 2, 4x MR vs. La Salle (1/4) |
| Rebounds | 9, 2x MR vs. Yale (3/1/08) | 3 vs. FDU (11/13) |
| Assists | 5 vs. Cornell (3/8/08) | 3, 3x MR at Davidson (12/29) |
| Blocks | 1, 6x MR vs. Drexel (12/17/10) | 1 vs. Drexel (12/17) |
| Steals | 5 vs. La Salle (1/11) | 5 vs. La Salle (1/4) |

Career Stats vs. Columbia

| Game | Min. | FG | Pct. | 3FG | Pct. | FT | Pct. | O | D | Tot | Avg. | PF | A | TO | Blk | Stl | Pts. | Avg. |
|---------|------|-------|-------|-----|-------|-----|-------|---|----|-----|------|----|---|----|-----|-----|------|------|
| 2/9/08 | 20 | 0-8 | .000 | 0-3 | .000 | 1-2 | .500 | 2 | 2 | 4 | | 3 | 3 | 3 | 0 | 2 | 1 | |
| 3/7/08 | 31 | 3-7 | .429 | 0-2 | .000 | 4-5 | .800 | 1 | 4 | 5 | | 3 | 3 | 2 | 0 | 0 | 10 | |
| 2/7/09 | 20 | 6-11 | .545 | 0-0 | .000 | 2-2 | 1.000 | 1 | 2 | 3 | | 2 | 0 | 0 | 0 | 0 | 14 | |
| 3/6/09 | 14 | 2-5 | .400 | 0-1 | .000 | 0-0 | .000 | 2 | 0 | 2 | | 1 | 0 | 1 | 0 | 1 | 4 | |
| 2/12/10 | 7 | 3-4 | .750 | 1-1 | 1.000 | 0-0 | .000 | 1 | 2 | 3 | | 2 | 0 | 1 | 0 | 0 | 7 | |
| 2/27/10 | 4 | 1-1 | 1.000 | 0-0 | .000 | 0-0 | .000 | 0 | 0 | 0 | | 1 | 0 | 0 | 0 | 1 | 2 | |
| Career | 96 | 15-36 | .417 | 1-7 | .143 | 7-9 | .778 | 7 | 10 | 17 | 2.8 | 12 | 6 | 7 | 0 | 4 | 38 | 6.3 |

Career Stats vs. Cornell

| Game | Min. | FG | Pct. | 3FG | Pct. | FT | Pct. | O | D | Tot | Avg. | PF | A | TO | Blk | Stl | Pts. | Avg. |
|---------|------|-------|------|------|------|-------|-------|---|---|-----|------|----|----|----|-----|-----|------|------|
| 2/8/08 | 23 | 4-9 | .444 | 1-4 | .250 | 9-9 | 1.000 | 0 | 1 | 1 | | 3 | 3 | 0 | 0 | 2 | 18 | |
| 3/8/08 | 27 | 3-10 | .300 | 0-2 | .000 | 1-2 | .500 | 1 | 4 | 5 | | 4 | 5 | 1 | 0 | 0 | 7 | |
| 2/6/09 | 17 | 3-4 | .750 | 0-0 | .000 | 2-2 | 1.000 | 0 | 1 | 1 | | 2 | 2 | 2 | 0 | 2 | 8 | |
| 3/7/09 | 9 | 2-4 | .500 | 0-0 | .000 | 1-1 | 1.000 | 0 | 0 | 0 | | 2 | 0 | 0 | 0 | 1 | 5 | |
| 2/13/10 | 22 | 4-10 | .400 | 1-3 | .333 | 3-4 | .750 | 2 | 1 | 3 | | 1 | 2 | 0 | 1 | 1 | 12 | |
| 2/26/10 | 15 | 2-10 | .200 | 0-3 | .000 | 4-4 | 1.000 | 2 | 2 | 4 | | 3 | 3 | 0 | 0 | 2 | 8 | |
| Career | 113 | 18-47 | .383 | 2-12 | .167 | 20-22 | .909 | 5 | 9 | 14 | 2.3 | 15 | 15 | 3 | 1 | 8 | 58 | 9.7 |

BIO



#20 Kate Miller

| | |
|---------------------|-------------------|
| Position: | Forward |
| Height: | 6'0" |
| Year: | Sophomore |
| Hometown: | Rumson, N.J. |
| High School: | Rumson-Fair Haven |

Sophomore Year (2010-11): Earned a starting spot after semester break ... scored a season-best seven points at Rutgers on Nov. 18 ... grabbed a season-best four rebounds five times most recently against Dartmouth on Feb. 5 ... had a career-high three steals at Yale on Jan. 29, where she matched her career-best of two assists ... has had four two-assist games this year ... scored her first three pointer of the season against St. Joseph's on Dec. 19 ... led the team in steals twice.

Freshman Year (2009-10): Has played in 27 games ... scored a personal-best 10 points versus Cornell on Feb. 26 ... had her best free-throw shooting at FDU and Penn going 3 for 4 in both games, while posting her first career block at FDU ... pulled down a personal-best four rebounds twice, most rcently against Cornell on Feb. 26 ... had two steals against Lafayette ... led the team in steals and blocks one time each.

Before Princeton: Played four years of varsity basketball at Rumson-Fair Haven ... helped the team to a 106-22 record ... closed out her career averaging 13 points and six rebounds per game, while chipping in four assists, three steals and two blocks per game ... captain her senior year, scoring 427 points, averaging 14 per game, and adding eight rebounds per game ... the Bulldogs were New Jersey Group II State Champions three times ... named the MVP of the championship on two of those three occasions ... a three-time first-team All-Shore and first-team Group II all-state selection ... named third-team AP all-state as a junior and senior ... competed in the New Jersey State Interscholastic Athletic Association North-South All-Star Game and the Shore Conference All-Star Game as a senior ... closed out her high school career as the third-leading scorer all time with 1,672 points, while leaving with the most wins in a career (106) and most state titles (3) ... played AAU with the Middletown Hot Shots.

Personal: Full name is Caitlin Marie Miller ... born May 30, 1990 in Livingston, N.J. ... parents are Tony and Mariann Miller ... has one older brother Chris, and two younger sisters, Hannah and Emma.

| Season | GP-GS | Min | FG | FG% | 3FG | 3FG% | FT | FT% | O | D | Tot | Avg. | PF | A | TO | Blk | Stl | Pts | Avg |
|---------|-------|-----|--------|------|------|------|-------|------|----|----|-----|------|----|----|----|-----|-----|-----|-----|
| 2009-10 | 28-0 | 320 | 35-90 | .389 | 2-19 | .105 | 24-31 | .774 | 23 | 18 | 41 | 1.5 | 43 | 9 | 17 | 1 | 10 | 96 | 3.4 |
| 2010-11 | 19-4 | 300 | 26-60 | .433 | 4-5 | .800 | 8-13 | .615 | 14 | 20 | 34 | 1.8 | 33 | 14 | 17 | 0 | 9 | 64 | 3.4 |
| Career | 47-4 | 620 | 61-150 | .407 | 6-24 | .250 | 32-44 | .727 | 37 | 38 | 75 | 1.6 | 76 | 23 | 34 | 1 | 19 | 160 | 3.4 |


| | Career Highs | Season Highs |
|---------------|---------------------------------|-----------------------------|
| Points | 10 vs. Cornell (2/26/10) | 7 at Rutgers (11/18) |
| FG | 5 vs. Cornell (2/26/10) | 3, 4x MR at Brown (1/28) |
| FG Attempted | 8 at FDU (12/30/09) | 7 at Brown (1/28) |
| 3FG Made | 1, 6x MR at Harvard (2/4/11) | 1, 4x MR at Harvard (2/4) |
| 3FG Attempted | 4 vs. Lehigh (12/2/09) | 2 at Harvard (2/4) |
| FT Made | 3, 2x MR at Penn (1/9/10) | 2, 2x MR vs. Penn (1/8) |
| FT Attempted | 4, 3x MR at Davidson (12/29/10) | 4 at Davidson (12/29) |
| Rebounds | 4, 7x MR at Dartmouth (2/5/11) | 4, 5x MR at Dartmouth (2/5) |
| Assists | 2, 4x MR at Harvard (2/4/11) | 2, 4x MR at Harvard (2/4) |
| Blocks | 1 at FDU (12/30/09) | 0 |
| Steals | 3 at Yale (1/29/11) | 3 at Yale (1/29) |

Career Stats vs. Columbia

| Game | Min. | FG | Pct. | 3FG | Pct. | FT | Pct. | O | D | Tot | Avg. | PF | A | TO | Blk | Stl | Pts. | Avg. |
|---------|------|-----|------|-----|------|-----|-------|---|---|-----|------|----|---|----|-----|-----|------|------|
| 2/12/10 | 17 | 2-7 | .286 | 0-2 | .000 | 1-1 | 1.000 | 0 | 0 | 0 | | 0 | 0 | 0 | 0 | 1 | 5 | |
| 2/27/10 | 8 | 0-1 | .000 | 0-0 | .000 | 0-0 | .000 | 2 | 1 | 3 | | 1 | 0 | 1 | 0 | 0 | 0 | |
| Career | 25 | 2-8 | .250 | 0-2 | .000 | 1-1 | 1.000 | 2 | 1 | 3 | 1.5 | 1 | 0 | 1 | 0 | 1 | 5 | 2.5 |


Career Stats vs. Cornell

| Game | Min. | FG | Pct. | 3FG | Pct. | FT | Pct. | O | D | Tot | Avg. | PF | A | TO | Blk | Stl | Pts. | Avg. |
|---------|------|------|------|-----|------|-----|------|---|---|-----|------|----|---|----|-----|-----|------|------|
| 2/13/10 | 9 | 0-3 | .000 | 0-0 | .000 | 0-0 | .000 | 0 | 1 | 1 | | 2 | 0 | 1 | 0 | 0 | 0 | |
| 2/26/10 | 14 | 5-7 | .714 | 0-2 | .000 | 0-0 | .000 | 4 | 0 | 4 | | 2 | 1 | 1 | 0 | 1 | 10 | |
| Career | 23 | 5-10 | .500 | 0-2 | .000 | 0-0 | .000 | 4 | 1 | 5 | 2.5 | 4 | 1 | 2 | 1 | 1 | 10 | 5.0 |



#22 Laura Johnson

| | |
|---------------------|------------------------|
| Position: | Guard |
| Height: | 5'8" |
| Year: | Junior |
| Hometown: | Lower Gwynedd, Pa. |
| High School: | Mt. St. Joseph Academy |



Junior Year (2010-11): Led the team in scoring for the first time of her career with 16 points at Harvard, shooting 6-for-12 from the field and 4-for-7 from long range ... recorded a career-high five assists at Harvard and had one block ... scored 12 points at Lehigh on Nov. 21 shooting 4-for-8 from the field, including 3-for-6 from long range and 1-for-1 from the line ... matched her 12 points against La Salle on Jan. 4, shooting 5-for-10 and had a career-high five steals ... hit another three three-pointers at Wake Forest on Dec. 31 ... pulled down a season-best five rebounds four times, most recently against Penn on Jan. 8 ... recorded one block in five separate games ... led the team in scoring once, steals three times, assists three times and blocks once.

Sophomore Year (2009-10): Has played in all 28 games and earned five starting assignments ... had a career game against Lehigh on Dec. 2 scoring a career-high 17 points on 6-for-11 shooting, hitting 5-of-9 three-point shots ... matched a personal-best four assists against Delaware on Nov. 21 ... had a career-matching three steals twice both times against Cornell ... shot 4-for-4 from the line against Brown on Jan. 29 and Penn on March 9 ... has posted a season-best five rebounds against Penn on March 9 ... has led the team in blocks three times, steals four times and assists once.

Freshman Year (2008-09): Played in all 28 games ... made one start, her first career start against Rider on Jan. 6 ... averaging 3.8 points and 1.4 rebounds per game ... shot 33-99 from the field, 19-51 from behind the arc and 22-28 from the free throw line for a total of 107 points ... finished the season with 40 rebounds, 34 assists 19 steals and one block ... was in double digits in scoring four times ... scored three points in three minutes her first time out against Fordham on Nov. 14 ... had a team-best three steals versus FDU on Nov. 25 ... had a career game against Penn, scoring a career-high 12 points and adding a team-high and personal-best six rebounds ... named to the Ivy League Honor Roll on Nov. 24.

Before Princeton: Earned four varsity letters at Mount St. Joseph Academy ... averaged 14 points per game as a senior and 12.5 points per game over her career, reaching the 1,200-point mark ... named first-team all-state as a senior and second-team as a junior ... a three-time first-team all-league honoree ... Philadelphia Inquirer named her second-team all-area as a senior ... team won league titles her final two seasons ... state district champions as a junior and 3A state champions as a senior ... MaxPreps.com ranked team second in the state her senior year ... Philadelphia Comets AAU team won the 2007 Boo Williams Invitational.

Personal: Full name is Laura Marie Johnson ... born April 6, 1990 ... parents are Lanny and Kathy Johnson ... has an older sister Emily who played on the basketball team at Middlebury (09).

| Season | GP-GS | Min | FG | FG% | 3FG | 3FG% | FT | FT% | O | D | Tot | Avg | PF | A | TO | Blk | Stl | Pts | Avg |
|-------------------------|-------|------|---------|------|--------|------|-------|------|----|-----|-----|-----|-----|----|-----|-----|-----|-----|-----|
| 2008-09 | 28-1 | 359 | 33-99 | .333 | 19-51 | .373 | 22-28 | .786 | 6 | 34 | 40 | 1.4 | 36 | 34 | 31 | 1 | 19 | 107 | 3.8 |
| 2009-10 | 28-5 | 524 | 42-140 | .300 | 24-79 | .304 | 19-25 | .760 | 11 | 37 | 48 | 1.7 | 37 | 27 | 43 | 5 | 26 | 127 | 4.5 |
| 2010-11 | 19-4 | 356 | 36-92 | .391 | 22-57 | .386 | 1-3 | .333 | 3 | 40 | 43 | 2.3 | 32 | 34 | 27 | 5 | 13 | 95 | 5.0 |
| Career | 76-10 | 1250 | 113-335 | .337 | 66-190 | .347 | 42-56 | .750 | 20 | 114 | 134 | 1.8 | 107 | 95 | 102 | 11 | 58 | 334 | 4.4 |

| | Career Highs | Season Highs |
|---------------|------------------------------|------------------------------|
| Points | 17 vs. Lehigh (12/2/09) | 16 at Harvard (2/4) |
| FG | 6, 2x MR at Harvard (2/4/11) | 6 at Harvard (2/4) |
| FG Attempted | 12 at Harvard (2/4/11) | 12 at Harvard (2/4) |
| 3FG Made | 5 vs. Lehigh (12/2/09) | 4 at Harvard (2/4) |
| 3FG Attempted | 9 vs. Lehigh (12/2/09) | 7 at Harvard (2/4) |
| FT Made | 4, 4x MRvs. Penn (3/9/10) | 1 at Lehigh (11/21) |
| FT Attempted | 4, 6x MRvs. Penn (3/9/10) | 1, 2x MR at Davidson (12/29) |
| Rebounds | 6 vs. Penn (1/10/09) | 5, 4x MR vs. Penn (1/8) |
| Assists | 5 at Harvard (2/4/11) | 5 at Harvard (2/4) |
| Blocks | 1, 9x MR at Harvard (2/4/11) | 1, 5x MR at Harvard (2/4) |
| Steals | 5 vs. La Salle (1/4/10) | 5 vs. La Salle (1/4) |

Career Stats vs. Columbia

| Game | Min. | FG | Pct. | 3FG | Pct. | FT | Pct. | O | D | Tot | Avg. | PF | A | TO | Blk | Stl | Pts. | Avg. |
|---------|------|------|------|-----|------|-----|-------|---|---|-----|------|----|---|----|-----|-----|------|------|
| 2/7/09 | 13 | 0-4 | .000 | 0-3 | .000 | 2-2 | 1.000 | 0 | 1 | 1 | | 1 | 1 | 0 | 1 | 2 | 2 | |
| 3/6/09 | 6 | 0-1 | .000 | 0-1 | .000 | 0-0 | .000 | 0 | 1 | 1 | | 0 | 1 | 0 | 0 | 0 | 0 | |
| 2/12/10 | 17 | 1-2 | .500 | 1-2 | .500 | 0-0 | .000 | 0 | 0 | 0 | | 0 | 0 | 0 | 0 | 0 | 3 | |
| 2/27/10 | 20 | 0-4 | .000 | 0-3 | .000 | 0-0 | .000 | 0 | 1 | 1 | | 0 | 0 | 3 | 0 | 2 | 0 | |
| Career | 56 | 1-11 | .091 | 1-9 | .111 | 2-2 | 1.000 | 0 | 3 | 3 | 0.8 | 1 | 2 | 3 | 1 | 4 | 5 | 1.3 |

Career Stats vs. Cornell

| Game | Min. | FG | Pct. | 3FG | Pct. | FT | Pct. | O | D | Tot | Avg. | PF | A | TO | Blk | Stl | Pts. | Avg. |
|---------|------|-------|------|------|-------|-----|-------|---|---|-----|------|----|---|----|-----|-----|------|------|
| 2/6/09 | 14 | 3-4 | .750 | 1-1 | 1.000 | 4-4 | 1.000 | 0 | 2 | 2 | | 2 | 3 | 0 | 1 | 1 | 11 | |
| 3/7/09 | 11 | 2-3 | .667 | 1-2 | .500 | 0-0 | .000 | 0 | 0 | 0 | | 2 | 2 | 0 | 0 | 1 | 5 | |
| 2/13/10 | 30 | 5-8 | .625 | 2-4 | .500 | 0-0 | .000 | 0 | 1 | 1 | | 1 | 3 | 3 | 0 | 3 | 12 | |
| 2/26/10 | 22 | 2-7 | .286 | 1-4 | .250 | 1-2 | .500 | 0 | 2 | 2 | | 0 | 1 | 1 | 0 | 3 | 6 | |
| Career | 77 | 12-22 | .545 | 5-11 | .454 | 5-6 | .833 | 0 | 5 | 5 | 1.3 | 5 | 9 | 4 | 1 | 8 | 34 | 5.7 |



#23 Addie Micir

| | |
|---------------------|--------------------|
| Position: | Guard |
| Height: | 6'0" |
| Year: | Senior |
| Hometown: | Newtown, Pa. |
| High School: | Council Rock North |



Micir Videos

Play Video
More Videos

Senior Year (2010-11): Team captain ... scored her 1,000th career point on Jan. 4 against La Salle ... scored a season-high 20 points at No. 22/24 Vanderbilt shooting 7-for-16 and hitting six three-pointers in the second half ... scored another six three-pointers the next game against Delaware on Dec. 2 to lead the team in scoring with 18 points, while picking up three rebounds, four assists and a block ... shot 4-for-4 from the free-throw line against USC on Nov. 26, hitting two with 5.0 seconds left to lift Princeton to a 60-59 win ... named to the Vanderbilt All-Tournament Team ... named Ivy League co-Player of the Week on Nov. 29 for her efforts against USC and Vandy ... had a season-high five assists against Lafayette on Dec. 13 ... shot 7-for-8 from the free-throw line against Drexel on Dec. 17 ... went 9-for-9 from the stripe against Wake Forest on Dec. 31 ... pulled down a season-high nine boards at St. Joseph's on Dec. 19 ... earned her second Ivy League Player of the Week honor on Jan. 9 after leading her team in scoring against La Salle and Penn and scoring her 1,000th career point ... matched her career-high with three steals at Yale on Jan. 29 ... has had one block nine times ... has scored in double digits in 14 of 19 games ... led the team scoring eight times, assists seven times, rebounds four times, and blocks and steals three times apiece.

Junior Year (2009-10): Named Second-Team All-Ivy ... earned Ivy League Player of the Week honors on Nov. 23 and on Feb. 8 ... started in all 28 games ... posted a season-high 25 points against Dartmouth on Feb. 6, scoring 43 percent of the team's points ... had a season-high seven rebounds vs. Fordham on Jan. 2 ... recorded a career-high three steals in the season opener at Stony Brook on Nov. 13 ... matched a career-best six 3's against American on Nov. 16 and Fordham on Jan. 2 ... went a season-best 5-for-5 from the free-throw line vs. Yale on Jan. 30 ... matched a personal-best six assists against Delaware on Nov. 21 ... shot 9 for 10 from the free throw line against Columbia on Feb. 27 ... had a season-best two blocks at Harvard on March 6 ... led the team in scoring eight times, in assists four times, steals three times, blocks three times and rebounds once.

Sophomore Year (2008-09): Named second-team All-Ivy ... led the team in scoring with 331 points, averaging 11.8 points per game ... played in all 28 games and made 27 starts ... played in three full games, against Fordham, Sacred Heart and Harvard ... averaged 4.2 rebounds per game and collected 117 on the year ... had 57 assists, 22 steals and 14 blocks ... shot 111-304 from the field (.365), 66-180 from behind the arc (.367) and 43-51 (.843) from the free throw line ... led the team in scoring 13 times, and was in double digits 16 times ... went 10-for-10 in free throw shooting at Fordham on Nov. 14, a career best ... drained a career-high six three-pointers and added six assists at George Washington on Dec. 21 ... matched those six assists against Rider on Jan. 6 ... scored a career-high 24 points versus Harvard on Feb. 20, shooting 9-for-16 ... has a personal-best three blocks against Cornell on March 7 ... had a career-best 10 rebounds against Yale on Feb. 28 ... named to the Ivy League Honor Roll seven times.

Freshman Year (2007-08): Earned Ivy League Rookie of the Week honors twice, and Player of the Week once ... played in 20 games with nine starts ... made eight straight starts, culminating in a 22-point performance against Penn on Jan. 12 ... missed the next 10 games due to injury ... returned to see time off the bench in the season's final three games ... had six double-digit scoring games including the season finale at Penn on Mar. 11 with 14 points ... also had 18 points against Syracuse on Dec. 16 ... had three five-assist games ... reached a season-high eight rebounds twice ... hit five three-pointers against Syracuse and four at Penn.

Before Princeton: A four-year letterwinner at Council Rock North ... averaged 17.2 points and seven rebounds per game as a senior ... surpassed 1,500 points, 600 rebounds and 300 assists in her career ... a 2007 McDonald's All-America nominee ... hit 85.8 percent of her free throws as a senior and was better than 80 percent for her career ... named first-team all-state as a senior and second-team as a junior ... earned first-team all-area by the Philadelphia Inquirer as a junior and senior ... named the Bucks County Courier Times Player of the Year as a senior and named to the paper's first team as a junior... team won three league titles and advanced to the state final twice ... also earned multiple letters in field hockey and lacrosse ... named first-team all-state and all-area in field hockey by the Inquirer and Courier Times as a senior ... earned first-team all-league honors in lacrosse as a junior and senior ... was the valedictorian in a class of more than 500 students.

Personal: Full name is Addie Elizabeth Micir ... born Sept. 2, 1988 ... daughter of Pancho and Ann Micir ... father lettered for the Penn football team in 1970 ... has one older sister Emily, who played field hockey at St. Joseph's and graduated in 2009 ... majoring in psychology.

| Season | GP-GS | Min | FG | FG% | 3FG | 3FG% | FT | FT% | O | D | Tot | Avg. | PF | A | TO | Blk | Stl | Pts | Avg |
|-------------------------|-------|------|---------|------|---------|------|---------|------|----|-----|-----|------|-----|-----|-----|-----|-----|------|------|
| 2007-08 | 20-9 | 555 | 48-131 | .366 | 31-73 | .425 | 22-29 | .759 | 6 | 75 | 81 | 4.1 | 42 | 41 | 42 | 2 | 13 | 149 | 7.5 |
| 2008-09 | 28-27 | 955 | 111-304 | .365 | 66-180 | .367 | 43-51 | .843 | 23 | 94 | 117 | 4.2 | 51 | 57 | 45 | 14 | 22 | 331 | 11.8 |
| 2009-10 | 29-29 | 903 | 121-296 | .409 | 66-159 | .415 | 49-59 | .831 | 13 | 80 | 93 | 3.2 | 40 | 63 | 47 | 10 | 21 | 357 | 12.3 |
| 2010-11 | 19-19 | 641 | 78-174 | .448 | 56-121 | .463 | 40-45 | .889 | 5 | 72 | 77 | 4.1 | 12 | 55 | 25 | 9 | 21 | 252 | 13.3 |
| Career | 96-84 | 3054 | 358-905 | .396 | 219-533 | .411 | 154-184 | .837 | 47 | 321 | 368 | 3.8 | 145 | 216 | 159 | 35 | 77 | 1089 | 11.3 |

| | Career Highs | Season Highs |
|---------------|----------------------------------|---------------------------------|
| Points | 25 vs. Dartmouth (2/6/10) | 20 at Vanderbilt (11/28) |
| FG | 9, 2x MR vs. Columbia (3/6/09) | 7, 2x MR at Yale (1/29) |
| FG Attempted | 18 vs. Dartmouth (2/6/10) | 16 at Vanderbilt (11/28) |
| 3FG Made | 6, 6x MR at Brown (1/28/11) | 6, 3x MR at Brown (1/28) |
| 3FG Attempted | 13 at Vanderbilt (11/28/10) | 13 at Vanderbilt (11/28) |
| FT Made | 10 at Fordham (11/14/08) | 9 at Wake Forest (12/31) |
| FT Attempted | 10, 2x MR vs. Columbia (2/27/10) | 9 at Wake Forest (12/31) |
| Rebounds | 10 at Yale (2/28/09) | 9 at St. Joe's (12/19) |
| Assists | 6, 3x MR vs. Delaware (11/21/09) | 5, 2x MR at Wake Forest (12/31) |
| Blocks | 3 vs. Cornell (3/7/09) | 1, 9x MR at Harvard (2/4) |
| Steals | 3, 2x MR at Brown (1/29/11) | 3 at Brown (1/29) |

Career Stats vs. Columbia

| Game | Min. | FG | Pct. | 3FG | Pct. | FT | Pct. | O | D | Tot | Avg. | PF | A | TO | Blk | Stl | Pts. | Avg. |
|---------|------|-------|-------|------|------|-------|-------|---|----|-----|------|----|---|----|-----|-----|------|------|
| 3/7/08 | 11 | 1-1 | 1.000 | 0-0 | .000 | 0-0 | .000 | 0 | 4 | 4 | | 0 | 0 | 3 | 0 | 1 | 2 | |
| 2/7/09 | 37 | 4-11 | .364 | 1-6 | .167 | 5-6 | .833 | 0 | 4 | 4 | | 0 | 3 | 4 | 0 | 1 | 14 | |
| 3/6/09 | 37 | 9-12 | .750 | 4-7 | .571 | 1-3 | .333 | 0 | 1 | 1 | | 2 | 1 | 2 | 1 | 1 | 23 | |
| 2/12/10 | 37 | 5-13 | .385 | 2-7 | .286 | 2-2 | 1.000 | 0 | 1 | 1 | | 0 | 1 | 1 | 1 | 0 | 14 | |
| 2/27/10 | 35 | 4-9 | .444 | 2-5 | .400 | 9-10 | .900 | 0 | 4 | 4 | | 3 | 0 | 3 | 0 | 1 | 19 | |
| Career | 157 | 23-46 | .500 | 9-25 | .360 | 17-21 | .810 | 0 | 14 | 14 | 2.8 | 5 | 5 | 13 | 2 | 4 | 72 | 14.4 |

Career Stats vs. Cornell

| Game | Min. | FG | Pct. | 3FG | Pct. | FT | Pct. | O | D | Tot | Avg. | PF | A | TO | Blk | Stl | Pts. | Avg. |
|---------|------|-------|------|------|------|-----|------|---|----|-----|------|----|---|----|-----|-----|------|------|
| 3/8/08 | 20 | 2-3 | .667 | 1-2 | .500 | 0-0 | .000 | 0 | 0 | 0 | | 2 | 1 | 2 | 1 | 1 | 5 | |
| 2/6/09 | 27 | 1-10 | .100 | 1-6 | .167 | 0-0 | .000 | 2 | 4 | 6 | | 3 | 1 | 0 | 0 | 0 | 3 | |
| 3/7/09 | 28 | 3-11 | .273 | 2-6 | .333 | 0-0 | .000 | 0 | 7 | 7 | | 2 | 2 | 1 | 3 | 0 | 8 | |
| 2/13/10 | 32 | 2-12 | .167 | 1-5 | .200 | 2-3 | .667 | 1 | 3 | 4 | | 1 | 2 | 0 | 1 | 1 | 7 | |
| 2/26/10 | 18 | 3-8 | .375 | 3-7 | .429 | 0-0 | .000 | 0 | 0 | 0 | | 1 | 2 | 0 | 0 | 1 | 9 | |
| Career | 125 | 11-44 | .250 | 8-26 | .308 | 2-3 | .667 | 3 | 14 | 17 | 3.4 | 9 | 8 | 3 | 5 | 3 | 32 | 6.4 |



#24 Niveen Rasheed

| | |
|---------------------|------------------|
| Position: | Forward |
| Height: | 6'0" |
| Year: | Sophomore |
| Hometown: | Danville, Calif. |
| High School: | Monte Vista |

Sophomore Year (2010-11): Had 22 points in the first half en route to scoring a career-high 28 points against Lafayette, shooting 11-for-15 ... pulled down a season-best 14 rebounds at Delaware on Dec. 2 with 17 points ... has dished out a season-high four assists in six different games ... earned five steals against Davidson on Dec. 29, matching a career high ... has had one block in three separate games ... named the Ivy League Player of the Week on Nov. 22 after scoring 27 points, 17 rebounds, seven steals and five assists during the week ... named the Ivy League Player of the Week on Dec. 5 after scoring 39 points, 19 rebounds, six assists, four steals and one block during the week ... attempted a career-high 23 field goals in a double overtime game with St. Joe's on Dec. 19 ... scored in double digits in 11 of 13 games ... recorded three double-doubles (Lehigh 14 pts, 10 reb; Delaware 17 pts, 14 reb.; St. Joe's 18 pts, 11 rebs) ... has led the team in scoring and steals seven times, assists and rebounds six times, and blocks once.

Freshman Year (2009-10): Ivy League Rookie of the Year ... named First-Team All-Ivy and to the All-Rookie team ... named the Ivy League Rookie of the Week nine times: on Nov. 16, Nov. 22, Nov. 30, Dec. 7, Dec. 21, Jan. 11 and Feb. 8, March 1 and March 8 ... earned Ivy League Player of the Week honors on Feb. 15 ... has started in all 28 games ... has been in double digits in scoring in 23 of 28 games ... scored a career-high 27 points at Drexel on Nov. 17, shooting 11-for-16 ... matched her 27 points at Columbia on Feb. 12 ... attempted a season-high 22 shots against Houston on Dec. 20 ... pulled down a personal best 16 rebounds at Cornell on Feb. 13 ... had 21 points, 10 rebounds, six assists, five steals and zero turnovers in 23 minutes against Rider on Dec. 8 ... had 27 points, 14 rebounds, seven assists, five steals in 32 minutes at Columbia on Feb. 12 ... posted 10 double-doubles: Irvine- 17 points, 10 rebounds; Rider- 21 points, 10 rebounds; Houston- 24 points, 14 rebounds; Penn- 18 points, 10 rebounds; Harvard- 15 points, 15 rebounds; Columbia- 27 points, 14 rebounds; Cornell- 18 points, 16 rebounds; Yale- 18 points, 14 rebounds; Harvard- 23 points, 10 rebounds; Penn- 18 points, 11 rebounds... has led the team in scoring 12 times and in rebounding in 16 games ... led the team in assists 12 times, steals 14 times and in blocks four times.

Before Princeton: A four-year letterwinner at Monte Vista High School ... captain of the squad her junior and senior years ... the Mustangs put together a 99-18 record during her four seasons in which she averaged 16.5 points and 7.4 rebounds per game ... as a senior she chipped in 20.8 points, nine rebounds, 5.5 steals, 5.2 assists and 2.7 blocks per game ... holds the school record in career steals, rebounds, assists and points with over 1,700 ... had her jersey retired at Monte Vista, the first time the school ever retired a number ... a unanimous selection for league MVP in 2007, 2008 and 2009 and a unanimous all-league pick in 2006 ... a three-time all-metro, All-Northern California and all-state selection ... named a *Contra Costa Times* Top-100 Athlete all three years ... *Contra Costa Times* named her second-team All-*Times* in 2007, and first-team in 2008 and 2009, while naming her the *Times* Player of the Year in 2009 ... named the All-Bay Area Regional Player of the Year, the All-East Bay Player of the Year and Cal Hi-Sports Winter Scholar-Athlete ... a McDonald's All-America nominee ... played AAU with East Bay Xplosion along with fellow Princetonian Lauren Polansky.

Personal: Full name is Niveen Rasheed ... born January 19, 1991 in Hayward, Calif. ... parents are Rifaat and Hanan Rasheed ... has one brother, Duke El-Manasara, and three sisters, Nadya, Linda and Bethaina.

| Season | GP-GS | Min | FG | FG% | 3FG | 3FG% | FT | FT% | O | D | Tot | Avg. | PF | A | TO | Blk | Stl | Pts | Avg |
|---------|-------|------|---------|------|------|------|---------|------|-----|-----|-----|------|-----|-----|----|-----|-----|-----|------|
| 2009-10 | 29-29 | 829 | 168-336 | .500 | 4-13 | .308 | 107-159 | .673 | 92 | 163 | 255 | 8.8 | 65 | 81 | 63 | 13 | 64 | 447 | 15.4 |
| 2010-11 | 12-12 | 349 | 74-141 | .433 | 1-8 | .125 | 48-63 | .762 | 35 | 53 | 88 | 7.3 | 35 | 34 | 32 | 3 | 29 | 197 | 16.4 |
| Career | 41-41 | 1178 | 242-507 | .477 | 5-21 | .238 | 155-222 | .698 | 127 | 216 | 343 | 8.4 | 100 | 115 | 95 | 16 | 93 | 644 | 15.7 |

| | Career Highs | Season Highs |
|---------------|------------------------------------|-------------------------------|
| Points | 28 vs. Lafayette (12/13/10) | 28 vs. Lafayette (12/13) |
| FG | 11, 2x MR vs. Lafayette (12/13/10) | 11 vs. Lafayette (12/13) |
| FG Attempted | 23 at St. Joe's (12/19/10) | 23 at St. Joe's (12/19) |
| 3FG Made | 1, 4x MR at Houston (12/20/09) | 1 vs. Navy (12/10) |
| 3FG Attempted | 3, 2x MR at St. Joe's (12/19/10) | 3 at St. Joe's (12/19) |
| FT Made | 11 vs. Rutgers (12/5/09) | 7 at Delaware (12/2) |
| FT Attempted | 14 vs. Rutgers (12/5/09) | 8, 4x MR at St. Joe's (12/19) |
| Rebounds | 16 at Cornell (2/13/10) | 14 at Delaware (12/2) |
| Assists | 7 at Columbia (2/12/10) | 4, 6x MR at St. Joe's (12/19) |
| Blocks | 3, 3x MR at Brown (2/20/10) | 1, 3x MR at St. Joe's (12/19) |
| Steals | 5, 4x MR at Davidson (12/29/10) | 5 at Davidson (12/29) |

BIO



#30 Lauren Edwards

| | |
|---------------------|---------------------|
| Position: | Guard |
| Height: | 6'0" |
| Junior: | |
| Hometown: | Los Angeles, Calif. |
| High School: | Brentwood School |



Junior Year (2010-11): Scored a season-high 21 points at Wake Forest on Dec. 31 where she shot a career-best 4-for-9 from long range and 5-for-6 from the line ... was named the Ivy League Player of the Week on Jan. 3...matched her career-best of five assists and a season-best two blocks against Drexel on Dec. 17 ... matched a career-best 10 rebounds in a game with 10 against USC on Nov. 26 ... scored 15 of her team's 32 points in the second half in a win at Yale on Jan. 29 ... had two blocks in four different games ... matched her career-best four steals at Rutgers on Nov. 18 and against Penn on Jan. 8 ... has scored in double digits in 11 of 19 games ... led the team in blocks eight times, rebounds twice, assists and steals three times, and scoring once.

Sophomore Year (2009-10): Named First-Team All-Ivy ... earned Academic All-Ivy honors ... earned the Ivy League Player of the Week on March 1 ... has started in all 28 games ... scored a season-best 23 points twice this season most recently against Columbia on Feb. 27 where she shot 11 for 18 while adding three blocks, steals and assists each ... has had five games in which recorded a season-best seven rebounds ... matched a career-high 10 field goals made against Lehigh on Dec. 2 ... made four three-pointers in three games this year, matching a personal best ... matched a career-high seven 3-point attempts versus Rutgers on Dec. 5 ... recorded a career-went 5 for 5 from the line against Dartmouth on March 5 ... picked up a career-high five assists against American on Nov. 16 ... posted a career-high four blocks at Columbia on Feb. 12 ... matched her career-best of four steals twice this year most recently against Harvard on March 6 ... has led the team in scoring seven times, in blocks 11 times, in steals 10 times and in assists five times.

Freshman Year (2008-09): Ivy League All-Rookie Team ... played in all 28 games and made 18 starts ... had the second-most points on the team, 269 and averaged 9.6 points per game ... shot 112-265 (.423) from the field, 15-57 (.263) from long range and 30-47 (.638) from the free throw line ... averaged 4.3 rebounds per game, pulling down 121 total ... collected 47 assists, the second most on the team, along with 34 steals, the second most on the team, and 18 blocks ... scored 14 points in her first collegiate game at Fordham on Nov. 14 ... corralled a career-high 10 rebounds versus Cornell on March 7 in her first double-double ... had a career-high 26 points against Lafayette on Jan. 2, shooting 10-for-18 while going 4-for-7 from long range ... had a season-best four steals and four assists at Syracuse on Dec. 30 ... matched her four assists against Rider on Jan. 6 ... was in double digits in scoring 13 times ... was named the Ivy League Rookie of the Week three times and was named to the Honor Roll twice ... led the team in scoring six times, in assists seven times and in steals 11 times.

Before Princeton: First-team all-state in Division IV as a junior and second-team as a sophomore ... did not play senior year due to injury ... honorable mention All-America by Street and Smith ... first-team all-league as a freshman and sophomore ... averaged 15.3 points, 13.7 rebounds and 4.1 steals per game as a junior ... team was a league champion her freshman and junior year ... state divisional champions as a freshman.

Personal: Full name is Lauren Wai Leng Edwards ... born Apr. 21, 1990 ... parents are Rick and Rita Edwards ... has an older sister, Leslie (California '09) and an older brother, Ryan (UC-Davis '07) ... shares alma mater with teammate Tani Brown.

| Season | GP-GS | Min | FG | FG% | 3FG | 3FG% | FT | FT% | O | D | Tot | Avg. | PF | A | TO | Blk | Stl | Pts | Avg |
|-------------------------|-------|------|---------|------|--------|------|--------|------|-----|-----|-----|------|----|-----|-----|-----|-----|-----|------|
| 2008-09 | 28-18 | 702 | 112-265 | .423 | 15-57 | .263 | 30-47 | .638 | 44 | 77 | 121 | 4.3 | 44 | 47 | 55 | 18 | 34 | 269 | 9.6 |
| 2009-10 | 29-29 | 839 | 156-321 | .486 | 39-91 | .429 | 31-41 | .756 | 47 | 85 | 132 | 4.6 | 33 | 64 | 50 | 30 | 39 | 382 | 13.2 |
| 2010-11 | 19-19 | 563 | 81-184 | .440 | 23-61 | .377 | 32-44 | .727 | 37 | 57 | 94 | 4.9 | 22 | 41 | 33 | 16 | 23 | 217 | 11.4 |
| Career | 76-66 | 2104 | 349-770 | .453 | 77-209 | .368 | 93-132 | .705 | 128 | 219 | 347 | 4.6 | 99 | 152 | 138 | 64 | 96 | 868 | 11.4 |

| | Career Highs | Season High |
|---------------|------------------------------------|-----------------------------|
| Points | 26 at Lafayette (1/2/09) | 21 at Wake Forest (12/31) |
| FG | 10, 2x MR vs. Lehigh (12/2/09) | 7, 3x MR at Yale (1/29) |
| FG Attempted | 18 at Lafayette (1/2/09) | 14, 2x MR at Yale (1/29) |
| 3FG Made | 4, 4x MR at Wake Forest (12/31/10) | 4 at Wake Forest (12/31) |
| 3FG Attempted | 9 at Wake Forest (12/31/10) | 9 at Wake Forest (12/31) |
| FT Made | 5, 2x MR at Wake Forest (12/31/31) | 5 at Wake Forest (12/31) |
| FT Attempted | 6, 2x MR at Wake Forest (12/31/10) | 6, 2x MR at Yale (1/29) |
| Rebounds | 10, 2x MR vs. USC (11/26/10) | 10 vs. USC (11/26) |
| Assists | 5, 2x MR vs. Drexel (12/17/10) | 5 vs. Drexel (12/17) |
| Blocks | 4 at Columbia (2/12/10) | 2, 4x MR vs. Drexel (12/17) |
| Steals | 4, 5x MR vs. Penn (1/8/11) | 4, 2x MR vs. Penn (1/8) |

Career Stats vs. Columbia

| Game | Min. | FG | Pct. | 3FG | Pct. | FT | Pct. | O | D | Tot | Avg. | PF | A | TO | Blk | Stl | Pts. | Avg. |
|---------|------|-------|------|-----|------|-----|------|---|----|-----|------|----|---|----|-----|-----|------|------|
| 2/7/09 | 19 | 2-7 | .286 | 0-1 | .000 | 0-0 | .000 | 0 | 4 | 4 | | 1 | 1 | 2 | 1 | 0 | 4 | |
| 3/6/06 | 20 | 5-10 | .500 | 0-2 | .000 | 0-0 | .000 | 0 | 2 | 2 | | 1 | 2 | 0 | 0 | 1 | 10 | |
| 2/12/10 | 24 | 3-7 | .429 | 0-2 | .000 | 0-0 | .000 | 1 | 3 | 4 | | 2 | 1 | 0 | 4 | 0 | 6 | |
| 2/27/10 | 39 | 11-18 | .611 | 1-3 | .333 | 0-0 | .000 | 2 | 4 | 6 | | 1 | 3 | 2 | 3 | 3 | 23 | |
| Career | 102 | 21-42 | .500 | 1-8 | .125 | 0-0 | .000 | 3 | 13 | 16 | 4.0 | 5 | 7 | 4 | 8 | 4 | 43 | 10.8 |

Career Stats vs. Cornell

| Game | Min. | FG | Pct. | 3FG | Pct. | FT | Pct. | O | D | Tot | Avg. | PF | A | TO | Blk | Stl | Pts. | Avg. |
|---------|------|-------|------|------|------|-----|------|----|---|-----|------|----|---|----|-----|-----|------|------|
| 2/6/09 | 23 | 2-7 | .286 | 0-1 | .000 | 1-2 | .500 | 2 | 1 | 3 | | 0 | 3 | 1 | 1 | 0 | 5 | |
| 3/7/09 | 23 | 8-13 | .615 | 0-2 | .000 | 2-4 | .500 | 6 | 4 | 10 | | 1 | 1 | 0 | 1 | 1 | 18 | |
| 2/13/10 | 20 | 1-7 | .143 | 1-2 | .500 | 0-0 | .000 | 3 | 1 | 4 | | 0 | 2 | 1 | 0 | 0 | 3 | |
| 2/26/10 | 18 | 6-10 | .600 | 2-5 | .400 | 0-0 | .000 | 2 | 1 | 3 | | 0 | 2 | 0 | 1 | 1 | 14 | |
| Career | 84 | 17-37 | .459 | 3-10 | .300 | 3-6 | .500 | 13 | 7 | 20 | 5.0 | 1 | 8 | 2 | 3 | 2 | 40 | 10.0 |

BIO



#32 Kristen Helmstetter

| | |
|---------------------|---------------------|
| Position: | Forward |
| Height: | 6'0" |
| Year: | Freshman |
| City/State: | Bridgewater, N.J. |
| High School: | Bridgewater-Raritan |

Freshman Year (2010-11): Scored three points against Rider hitting a three-pointer while adding two rebounds, two blocks and one assist ... had five rebounds, three assists, her first career steal and two points against Dartmouth on Feb. 5 ... led the team in blocks once.

Before Princeton: Lettered four years at Bridgewater-Raritan ... captain her senior year guiding the Panthers to a 24-3 record ... scored 22.0 points, 8.1 rebounds, 5.4 assists, 3.3 steals and 3.2 blocks per game as a senior ... totaled 15.0 points, 8 rebounds, 1.5 assists, 1.3 steals and 3.8 blocks per game in her career ... a three-time team MVP ... holds the Bridgewater-Raritan school record with 1,476 points ... a three-time first-team All-Skyland Conference selection ... named to the North All-Star Team that competed in the North/South game ... MVP at two holiday tournaments ... named to the *Courier News* All-Freshman Team in 2007, earned third-team honors in 2008, second-team honors in 2009 and first-team honors in 2010 ... named the 2010 *Star-Ledger* Somerset County Player of the Year and was named second-team All-Group IV by the publication ... earned third-team All-Group IV honors in 2009 along with being named first-team All-Somerset County ... captured first-team All-Area honors by the *Star-Ledger* as a freshman ... played her AAU with the New Jersey Demons ... the Demons won the Boo Williams Tournament in April 2009, participated in junior nationals and competed in numerous tournaments ... also garnered three letters in volleyball.

Personal: Full name is Kristen Marie Helmstetter ... born May 18, 1992 ... parents are Chris and Anne Helmstetter ... has one brother, Craig.

| Season | GP-GS | Min | FG | FG% | 3FG | 3FG% | FT | FT% | O | D | Tot | Avg. | PF | A | TO | Blk | Stl | Pts | Avg |
|-------------------------|-------|-----|-----|------|-----|-------|-----|-------|---|----|-----|------|----|---|----|-----|-----|-----|-----|
| 2010-11 | 6-0 | 50 | 2-7 | .286 | 1-1 | 1.000 | 2-2 | 1.000 | 4 | 11 | 15 | 2.5 | 5 | 4 | 4 | 3 | 1 | 7 | 1.2 |

| Career Highs | |
|---------------|-----------------------------|
| Points | 3 vs. Rider (12/5) |
| FG | 1, 2x MR at Dartmouth (2/5) |
| FG Attempted | 2 vs. Lafayette (12/13) |
| 3FG Made | 1 vs. Rider (12/5) |
| 3FG Attempted | 1 vs. Rider (12/5) |
| FT Made | 2 vs. La Salle (1/4) |
| FT Attempted | 2 vs. La Salle (1/4) |
| Rebounds | 5 at Dartmouth (2/5) |
| Assists | 3 at Dartmouth (2/5) |
| Blocks | 2 vs. Rider (12/5) |
| Steals | 1 at Dartmouth (2/5) |

BIO



#43 Megan Bowen

| | |
|---------------------|-------------|
| Position: | Center |
| Height: | 6'2" |
| Year: | Sophomore |
| Hometown: | Bath, Pa. |
| High School: | Northampton |

Sophomore Year (2010-11): Had a career game at Dartmouth on Feb. 5, scoring 14 points and eight rebounds, leading the team in both categories ... shot 7-for-13 against Dartmouth to lead her team in scoring for the first time in her career ... recorded a career-high two assists against Vandy and Rider ... matched her career-best four rebounds with four boards against USC on Nov. 26 ... had her first block of the season again the Trojans and her first steal against the Commodores ... has had one block six times and one steal in four games ... led the team in blocks four times, scoring, rebounding and steals one time each.

Freshman Year (2009-10): Has played in 19 games ... scored a season-best nine points against Cornell on Feb. 26 shooting 3 for 3 from the floor and from the free-throw line ... pulled down a season-best four rebounds against Irvine on Nov. 27 ... posted her first career steal at Rider at Dec. 8 ... has had one blocks in three games, most recently against Brown on Jan. 29 ... led the team in blocks once.

Before Princeton: A four-year letterwinner at Northampton Senior High School ... the Konkrete Kids totaled a 72-38 record during her tenure, including a 20-8 mark her senior season ... captain her senior year ... averaged 11 points per game and 10 rebounds per game, while chipping in five assists, four blocks and three steals each game as a senior ... finished out her career as a three-time All-Lehigh Valley Conference and *Express Times* all-area selection ... named all-area by Frantz Trophies her junior and senior years ... named to the Stellar Invitational All-Tournament team as a senior ... earned the Team Scholar-Athlete award ... captured the William Allen Classic MVP award all four years ... played AAU with the Downingtown Blitz during her freshman, sophomore and junior years ... the Blitz won the Lehigh Valley Tournament, and competed in Junior Nationals and two Blue Chip Tournaments.

Personal: Full name is Megan Lynn Bowen ... born October 20, 1990 in Allentown, Pa. ... parents are Theodore and Lynn Bowen ... has one brother, Michael.

| Season | GP-GS | Min | FG | FG% | 3FG | 3FG% | FT | FT% | O | D | Tot | Avg. | PF | A | TO | Blk | Stl | Pts | Avg |
|---------|-------|-----|-------|------|-----|------|-------|------|----|----|-----|------|----|---|----|-----|-----|-----|-----|
| 2009-10 | 20-0 | 88 | 10-20 | .500 | 0-0 | .000 | 13-19 | .684 | 6 | 17 | 23 | 1.2 | 10 | 1 | 4 | 3 | 1 | 33 | 1.7 |
| 2010-11 | 18-0 | 216 | 35-76 | .461 | 0-0 | .000 | 12-18 | .667 | 18 | 36 | 54 | 3.0 | 25 | 8 | 17 | 6 | 4 | 82 | 4.6 |
| Career | 38-0 | 304 | 45-96 | .469 | 0-0 | .000 | 25-37 | .676 | 24 | 53 | 77 | 2.0 | 35 | 9 | 21 | 9 | 5 | 115 | 3.0 |

| | Career Highs | Season Highs |
|---------------|-----------------------------------|-----------------------------|
| Points | 14 at Dartmouth (2/5/11) | 14 at Dartmouth (2/5) |
| FG | 7 at Dartmouth (2/5/11) | 7 at Dartmouth (2/5) |
| FG Attempted | 13 at Dartmouth (2/5/11) | 13 at Dartmouth (2/5) |
| 3FG Made | 0 | 0 |
| 3FG Attempted | 0 | 0 |
| FT Made | 3, 3x MR vs. La Salle (1/4/11) | 3 vs. La Salle (1/4) |
| FT Attempted | 4, 2x MR vs. La Salle (1/4/11) | 4, 2x MR at Brown (1/28) |
| Rebounds | 8 at Dartmouth (2/5/11) | 8 at Dartmouth (2/5) |
| Assists | 2 at Vanderbilt (11/28/10) | 2, 2x MR vs. Rider (12/5) |
| Blocks | 1, 9x MR at at Dartmouth (2/5/11) | 1, 6x MR at Dartmouth (2/5) |
| Steals | 1, 5x MR at Yale (1/29/11) | 1, 4x MR at Yale (1/29) |

Career Stats vs. Columbia

| Game | Min. | FG | Pct. | 3FG | Pct. | FT | Pct. | O | D | Tot | Avg. | PF | A | TO | Blk | Stl | Pts. | Avg. |
|---------|------|-----|------|-----|------|-----|------|---|---|-----|------|----|---|----|-----|-----|------|------|
| 2/12/10 | 2 | 0-1 | .000 | 0-0 | .000 | 0-0 | .000 | 0 | 0 | 0 | | 0 | 0 | 0 | 0 | 0 | 0 | |

Career Stats vs. Cornell

| Game | Min. | FG | Pct. | 3FG | Pct. | FT | Pct. | O | D | Tot | Avg. | PF | A | TO | Blk | Stl | Pts. | Avg. |
|---------|------|-----|-------|-----|------|-----|-------|---|---|-----|------|----|---|----|-----|-----|------|------|
| 2/13/10 | 5 | 1-3 | .333 | 0-0 | .000 | 0-0 | .000 | 1 | 0 | 1 | | 0 | 0 | 0 | 0 | 0 | 2 | |
| 2/26/10 | 9 | 3-3 | 1.000 | 0-0 | .000 | 3-3 | 1.000 | 1 | 0 | 1 | | 0 | 1 | 0 | 0 | 0 | 9 | |
| Career | 14 | 4-6 | .667 | 0-0 | .000 | 3-3 | 1.000 | 2 | 0 | 2 | 1.0 | 0 | 1 | 0 | 0 | 0 | 11 | 5.5 |



#44 Devona Allgood

| | |
|---------------------|--------------------|
| Position: | Center |
| Height: | 6'3" |
| Year: | Junior |
| Hometown: | Huntersville, N.C. |
| High School: | North Mecklenburg |

Junior Year (2010-11): Led Princeton with 20 points against FDU on Nov. 13, while adding seven, three blocks, three steals and one assist in 24 minutes ... named the Ivy League Player of the Week on Nov. 15 after her game against FDU ... pulled down a season-high 11 boards against USC on Nov. 26 and again at Brown on Jan. 28 ... picked up a career-high six blocks at Brown ... had a season best four steals and three assists at Lehigh on Nov. 21 ... shot 7-for-7 against Lafayette on Dec. 13 ... recorded her first double-double of the season against USC with 12 points and 11 rebounds, had her second at Brown with 10 points and 11 rebounds ... had her first three pointer on her first career attempt when she launched the ball as the shot clock was about to expire against Harvard on Feb. 4 ... has scored in double digits in 14 of 19 games ... has led the team in blocks 13 times, rebounds nine times, steals three times and in scoring once.

Sophomore Year (2009-10): Named Second-Team All-Ivy ... earned the Ivy League Player of the Week on Dec. 21 and Jan. 11 ... has started in all 28 games ... scored a career-high 21 points at Houston on Dec. 20, shooting 9 for 10 from the floor ... attempted her most shots in her career with 16 at Harvard on March 6 ... matched a career-best five blocks at Houston ... recorded a career-high six steals at Rider ... had a season-high 13 rebounds three times most recently at Harvard on March 6 ... posted nine double-doubles: Drexel- 12 points, 10 rebounds; Houston- 21 points, 11 rebounds; La Salle- 17 points, 13 rebounds; Yale- 10 points, 10 rebounds; Harvard- 10 points, 13 rebounds; Brown- 16 points, 10 rebounds; Dartmouth- 10 points, 10 rebounds; Harvard- 15 points, 13 rebounds ... has led the team in rebounding 14 times, blocks 14 times, steals three times and in scoring twice.

Freshman Year (2008-09): Ivy League All-Rookie Team ... played in all 28 games and made 15 starts ... the team's top rebounder with 192 boards, averaging 6.9 rebounds per game ... led the team in blocks with 44, and also had 22 steals and 14 assists ... ranked second in the league in blocks and seventh in rebounds ... averaged 8.0 points per game, and totaled 225 points ... shot 98-186 (.527) from the field the best on the team ... shot 29-50 (.580) from the free throw line ... led the team in rebounds 14 times, blocks 15 times, points five times and steals four times ... recorded a career-best 16 rebounds versus Rider on Jan. 6 ... picked up a career-best five blocks and three assists versus Monmouth on Dec. 12 ... shot 4-for-8 from the free throw line versus Rider, the most trips she's made to the line ... scored a career-high 17 points at Yale on Feb. 28 ... collected four double-doubles ... named the Ivy League Rookie of the Week three times, in consecutive order and was on the Honor Roll four times.

Before Princeton: Four-year letterwinner at North Mecklenburg High School ... was MVP of the Charlotte Pro-Am all-star tournament ... earned second-team all-county honors by the Charlotte Observer as a senior ... named all-conference twice ... an adidas top-10 All-America team member as a junior ... team was conference champions twice during her career and made sectional and regional appearances her senior year ... averaged 15 points, 10 rebounds and four blocks per game as a senior.

Personal: Full name is Devona Simone Allgood ... born June 15, 1990 ... parents are Dwayne and Michele Allgood ... has an older sister, Marchetta, and a younger brother, Dwayne Jr. ... majoring in civil and environmental engineering.

| Season | GP-GS | Min | FG | FG% | 3FG | 3FG% | FT | FT% | O | D | Tot | Avg. | PF | A | TO | Blk | Stl | Pts | Avg |
|---------|-------|------|---------|------|-----|-------|--------|------|-----|-----|-----|------|-----|----|-----|-----|-----|-----|------|
| 2008-09 | 28-15 | 639 | 98-186 | .527 | 0-0 | .000 | 29-50 | .580 | 71 | 121 | 192 | 6.9 | 75 | 14 | 40 | 44 | 22 | 225 | 8.0 |
| 2009-10 | 29-28 | 748 | 146-259 | .564 | 0-0 | .000 | 20-44 | .455 | 90 | 135 | 225 | 7.8 | 60 | 23 | 61 | 39 | 25 | 312 | 10.8 |
| 2010-11 | 19-19 | 479 | 104-192 | .542 | 1-1 | 1.000 | 15-33 | .455 | 46 | 81 | 127 | 6.7 | 50 | 15 | 44 | 27 | 17 | 224 | 11.8 |
| Career | 76-62 | 1866 | 348-637 | .546 | 1-1 | 1.000 | 64-127 | .504 | 207 | 337 | 544 | 7.2 | 185 | 52 | 145 | 110 | 64 | 761 | 10.0 |

| | Career Highs | Season Highs |
|---------------|-----------------------------|---------------------------|
| Points | 21 at Houston (12/20/09) | 20 vs. FDU (11/13) |
| FG | 9 at Houston (12/20/09) | 8 vs. FDU (11/13) |
| FG Attempted | 16 at Harvard (3/6/10) | 15 at Lehigh (11/21) |
| 3FG Made | 1 at Harvard (2/4/11) | 1 at Harvard (2/4) |
| 3FG Attempted | 1 at Harvard (2/4/11) | 1 at Harvard (2/4) |
| FT Made | 4, 2x MR vs. FDU (11/13/10) | 4 vs. FDU (11/13) |
| FT Attempted | 8 vs. Rider (1/6/09) | 5 vs. FDU (11/13) |
| Rebounds | 16 vs. Rider (1/6/09) | 11, 2x MR at Brown (1/28) |
| Assists | 3 vs. Harvard (1/31/09) | 3 at Lehigh (11/21) |
| Blocks | 6 at Brown (1/28/11) | 6 at Brown (1/28) |
| Steals | 6 at Rider (12/8/09) | 4 at Lehigh (11/21) |

Career Stats vs. Columbia

| Game | Min. | FG | Pct. | 3FG | Pct. | FT | Pct. | O | D | Tot | Avg. | PF | A | TO | Blk | Stl | Pts. | Avg. |
|---------|------|-------|------|-----|------|-----|-------|----|----|-----|------|----|---|----|-----|-----|------|------|
| 2/7/09 | 25 | 7-12 | .583 | 0-0 | .000 | 0-1 | .000 | 1 | 5 | 6 | | 3 | 1 | 2 | 0 | 1 | 14 | |
| 3/6/09 | 33 | 6-9 | .667 | 0-0 | .000 | 1-1 | 1.000 | 2 | 10 | 12 | | 3 | 0 | 0 | 3 | 0 | 13 | |
| 2/12/10 | 19 | 6-10 | .600 | 0-0 | .000 | 1-2 | .500 | 3 | 3 | 6 | | 0 | 1 | 0 | 1 | 0 | 13 | |
| 2/27/10 | 26 | 6-12 | .500 | 0-0 | .000 | 1-2 | .500 | 6 | 3 | 9 | | 2 | 1 | 3 | 1 | 0 | 13 | |
| Career | 103 | 25-43 | .581 | 0-0 | .000 | 3-6 | .500 | 12 | 21 | 33 | 8.3 | 8 | 3 | 5 | 5 | 1 | 53 | 13.3 |

Career Stats vs. Cornell

| Game | Min. | FG | Pct. | 3FG | Pct. | FT | Pct. | O | D | Tot | Avg. | PF | A | TO | Blk | Stl | Pts. | Avg. |
|---------|------|-------|------|-----|------|-----|-------|----|----|-----|------|----|---|----|-----|-----|------|------|
| 2/6/09 | 18 | 5-9 | .556 | 0-0 | .000 | 1-1 | 1.000 | 1 | 2 | 3 | | 3 | 0 | 0 | 2 | 1 | 11 | |
| 3/7/09 | 19 | 3-9 | .333 | 0-0 | .000 | 0-1 | .000 | 5 | 4 | 9 | | 2 | 0 | 1 | 2 | 0 | 6 | |
| 2/13/10 | 25 | 8-15 | .533 | 0-0 | .000 | 0-0 | .000 | 6 | 3 | 9 | | 2 | 0 | 0 | 2 | 1 | 16 | |
| 2/26/10 | 19 | 7-12 | .583 | 0-0 | .000 | 1-3 | .333 | 1 | 6 | 7 | | 2 | 1 | 0 | 2 | 0 | 15 | |
| Career | 81 | 23-45 | .511 | 0-0 | .000 | 2-5 | .400 | 13 | 15 | 28 | 7.0 | 9 | 1 | 1 | 8 | 2 | 48 | 12.0 |



**Princeton Women's Basketball
Princeton Combined Team Statistics (as of Feb 05, 2011)
All games**

| RECORD: | OVERALL | HOME | AWAY | NEUTRAL |
|----------------|----------------|-------------|-------------|----------------|
| ALL GAMES | 15-4 | 7-0 | 7-4 | 1-0 |
| CONFERENCE | 4-1 | 1-0 | 3-1 | 0-0 |
| NON-CONFERENCE | 11-3 | 6-0 | 4-3 | 1-0 |

| # | Player | gp-gs | min | avg | Total | | 3-Point | | F-Throw | | Rebounds | | | pf | dq | a | to | blk | stl | pts | avg | | | | |
|----------------|----------------------|-------|------|------|----------|------|---------|-------|---------|-------|----------|-----|-----|------|-----|---|-----|-----|-----|-----|------|------|--|--|---|
| | | | | | fg-fga | fg% | 3fg-fga | 3fg% | ft-fga | ft% | off | def | tot | | | | | | | | | avg | | | |
| 23 | Micir, Addie | 19-19 | 641 | 33.7 | 78-174 | .448 | 56-121 | .463 | 40-45 | .889 | 5 | 72 | 77 | 4.1 | 12 | 0 | 55 | 25 | 9 | 21 | 252 | 13.3 | | | |
| 44 | Allgood, Devona | 19-19 | 479 | 25.2 | 104-192 | .542 | 1-1 | 1.000 | 15-33 | .455 | 46 | 81 | 127 | 6.7 | 50 | 3 | 15 | 44 | 27 | 17 | 224 | 11.8 | | | |
| 30 | Edwards, Lauren | 19-19 | 563 | 29.6 | 81-184 | .440 | 23-61 | .377 | 32-44 | .727 | 37 | 57 | 94 | 4.9 | 22 | 1 | 41 | 33 | 16 | 23 | 217 | 11.4 | | | |
| 24 | Rasheed, Niveen | 12-12 | 349 | 29.1 | 74-171 | .433 | 1-8 | .125 | 48-63 | .762 | 35 | 53 | 88 | 7.3 | 35 | 2 | 34 | 32 | 3 | 29 | 197 | 16.4 | | | |
| 22 | Johnson, Laura | 19-4 | 356 | 18.7 | 36-92 | .391 | 22-57 | .386 | 1-3 | .333 | 3 | 40 | 43 | 2.3 | 32 | 1 | 34 | 27 | 5 | 13 | 95 | 5.0 | | | |
| 43 | Bowen, Megan | 18-0 | 216 | 12.0 | 35-76 | .461 | 0-0 | .000 | 12-18 | .667 | 18 | 36 | 54 | 3.0 | 25 | 0 | 8 | 17 | 6 | 4 | 82 | 4.6 | | | |
| 11 | Hill, Krystal | 19-1 | 230 | 12.1 | 28-67 | .418 | 9-24 | .375 | 7-11 | .636 | 4 | 13 | 17 | 0.9 | 21 | 0 | 22 | 26 | 1 | 23 | 72 | 3.8 | | | |
| 20 | Miller, Kate | 19-4 | 300 | 15.8 | 26-60 | .433 | 4-5 | .800 | 8-13 | .615 | 14 | 20 | 34 | 1.8 | 33 | 1 | 14 | 17 | 0 | 9 | 64 | 3.4 | | | |
| 03 | Polansky, Lauren | 18-17 | 449 | 24.9 | 15-47 | .319 | 4-17 | .235 | 7-16 | .438 | 33 | 42 | 75 | 4.2 | 40 | 0 | 56 | 35 | 6 | 36 | 41 | 2.3 | | | |
| 10 | Hung, Nicole | 14-0 | 117 | 8.4 | 12-31 | .387 | 5-9 | .556 | 8-11 | .727 | 5 | 7 | 12 | 0.9 | 9 | 0 | 6 | 8 | 2 | 2 | 37 | 2.6 | | | |
| 05 | Rodgers, Alex | 11-0 | 83 | 7.5 | 11-37 | .297 | 4-17 | .235 | 6-8 | .750 | 5 | 18 | 23 | 2.1 | 13 | 0 | 10 | 4 | 0 | 5 | 32 | 2.9 | | | |
| 32 | Helmstetter, Kristen | 6-0 | 50 | 8.3 | 2-7 | .286 | 1-1 | 1.000 | 2-2 | 1.000 | 4 | 11 | 15 | 2.5 | 5 | 0 | 4 | 4 | 3 | 1 | 7 | 1.2 | | | |
| Team | | | | | | | | | | | 33 | 33 | 66 | | | | | | | | | | | | 7 |
| Total..... | | 19 | 3850 | | 503-1141 | .441 | 130-321 | .405 | 188-269 | .699 | 243 | 483 | 726 | 38.2 | 299 | 8 | 299 | 280 | 78 | 183 | 1324 | 69.7 | | | |
| Opponents..... | | 19 | 3849 | | 379-1019 | .372 | 85-273 | .311 | 197-288 | .684 | 206 | 437 | 643 | 33.8 | 286 | 1 | 198 | 344 | 65 | 124 | 1040 | 54.7 | | | |

| TEAM STATISTICS | PRIN | OPP | Date | Opponent | Score | Att. |
|------------------------|-------------|------------|---------------------|-------------------|--------------|-------------|
| SCORING | 1324 | 1040 | 11/13/10 | FDU | w 78-37 | 501 |
| Points per game | 69.7 | 54.7 | 11/18/10 | at Rutgers | L 53-54 | 2518 |
| Scoring margin | +14.9 | - | 11/21/10 | at Lehigh | w 69-52 | 725 |
| FIELD GOALS-ATT | 503-1141 | 379-1019 | 11/26/10 | vs USC | w 60-59 | 3489 |
| Field goal pct | .441 | .372 | 11/28/10 | at Vanderbilt | L 68-74 | 3489 |
| 3 POINT FG-ATT | 130-321 | 85-273 | 12/01/10 | at Delaware | w 68-50 | 1938 |
| 3-point FG pct | .405 | .311 | 12/05/10 | RIDER | w 87-45 | 592 |
| 3-pt FG made per game | 6.8 | 4.5 | 12/10/10 | NAVY | w 74-61 | 560 |
| FREE THROWS-ATT | 188-269 | 197-288 | 12/13/10 | LAFAYETTE | w 90-58 | 477 |
| Free throw pct | .699 | .684 | 12/17/10 | DREXEL | w 64-52 | 471 |
| F-Throws made per game | 9.9 | 10.4 | 12/19/10 | at Saint Joseph's | Lo2 61-70 | 313 |
| REBOUNDS | 726 | 643 | 12/29/10 | at Davidson | w 67-61 | 731 |
| Rebounds per game | 38.2 | 33.8 | 12/31/10 | at Wake Forest | w 71-63 | 501 |
| Rebounding margin | +4.4 | - | 01/04/11 | LA SALLE | w 94-51 | 534 |
| ASSISTS | 299 | 198 | * 01/08/11 | PENN | w 56-45 | 1202 |
| Assists per game | 15.7 | 10.4 | * 1/28/11 | at Brown | w 70-48 | 0 |
| TURNOVERS | 280 | 344 | * 1/29/11 | at Yale | w 52-37 | 621 |
| Turnovers per game | 14.7 | 18.1 | * 2/4/11 | at Harvard | L 67-73 | 946 |
| Turnover margin | +3.4 | - | * 2/5/11 | at Dartmouth | w 75-50 | 993 |
| Assist/turnover ratio | 1.1 | 0.6 | | | | |
| STEALS | 183 | 124 | * - Conference game | | | |
| Steals per game | 9.6 | 6.5 | | | | |
| BLOCKS | 78 | 65 | | | | |
| Blocks per game | 4.1 | 3.4 | | | | |
| ATTENDANCE | 4337 | 16264 | | | | |
| Home games-Avg/Game | 7-620 | 11-1161 | | | | |
| Neutral site-Avg/Game | - | 1-3489 | | | | |

| Score by Periods | 1st | 2nd | OT | OT2 | Totals |
|-------------------------|------------|------------|-----------|------------|---------------|
| Princeton | 610 | 704 | 4 | 6 | 1324 |
| Opponents | 494 | 527 | 4 | 15 | 1040 |

GAME #1 FDU 37 AT PRINCETON 78

PRINCETON, N.J. (11/13/10) - It was a banner night at Jadwin Gym for the Princeton women's basketball team as the Tigers defeated Fairleigh Dickinson 78-37 in the 2010-11 season opener.

Prior to the game the team unveiled its first NCAA Tournament banner after going 26-3 in 2009-10 and earning the Ivy League's automatic bid with a perfect 14-0 mark.

Princeton played all 13 members of the team with 12 players scoring. Three players were in double digits led by junior Devona Allgood's 20 points. She added seven rebounds, three blocks, three steals and one assist coming in 24 minutes of play. Sophomore Niveen Rasheed added 14 points, eight rebounds, four assists and one steal. Senior Addie Micir scored 12 points, hitting four three pointers and chipping in three assists, two steals and a rebound. Princeton shot 42.6 percent from the floor and missed just two of its 17 free throws.

Esther Wallace led the Knights with 13 points, while adding five rebounds and two blocks. Jasmrya Saunderson had a team-best six rebounds and four steals while scoring five points. Mariyah Laury chipped in six points. As a team FDU shot 26 percent from the floor and 58.8 percent from the line.

The Tigers grabbed a 10-point lead, 19-9, at 12:48. During that time Allgood scored eight of those 19 points with Micir draining two of her four three pointers. Princeton continued to find the net scoring the next six points to make it 25-9 with a little more than nine minutes to play in the half.

The Knights were able to make it an 11-point game on three occasions including at the 1:55 mark of the first. However the Tigers would close out the first half on a 9-0 run to head into the locker room with a 39-20 lead.

Princeton's run wasn't over yet as the Tigers came out in the second and scored 17 straight points to go up 56-20 at 15:12.

A three-point basket by Alannah Driscoll-Sbar ended the drought for FDU at 12:58.

The Knights would only get within 30 points during the remainder of the game with came around the 10-minute mark. Back up by 36 points with 1:41 to play Princeton finished scoring the last seven points to wrap up the game 78-37.

Princeton will be on the road for the next five games first stopping off at Rutgers on Thursday, Nov. 18 for 7:30 p.m.

GAME #2 PRINCETON 53 AT RUTGERS 54

The banner of Hall-of-Fame coach Vivian Stringer looms over the court at the Lewis Brown Athletic Center, and the real-life version is still doing business on the home side bench. Clearly, this is not a place where visitors go home often with victories.

Two years ago to the day, after her team was a 48-point afterthought on this court. Courtney Banghart looked around and said that she'd back. She just didn't realize it would sting even more the second time around.

Khadijah Rushdan knocked down a jump shot with a 4.4 seconds left to give Rutgers a 54-53 win over Princeton in an early-season thriller in front of 2,518 at the RAC. Princeton rallied from 15 points back in the second half to take a lead down the stretch before Rushdan broke the Tigers' hearts.

The loss was Princeton's 14th straight to the Scarlet Knights, with the last Princeton win back in 1978. Rutgers improved to 104-16 in the last nine seasons at home.

Among those 104 wins was an 83-35 win over Princeton exactly two years ago.

That loss two years ago left Banghart at 8-24 in her young coaching career. Since then, she is 40-17, and her team is 22-2 since a 10-point loss to the Scarlet Knights a year ago, when she led Princeton to a 14-0 Ivy record and the first NCAA tournament bid in school history.

This year, Princeton came in off a 41-point win over FDU in its opener, while Rutgers lost to California by nine and No. 2 Stanford by 13 to open its season.

Rutgers led 35-22 at the half and 39-24 with 18 minutes to go before Princeton turned its game up on both ends. It took four minutes to get the lead under double digits and then just three more for Princeton to get its first lead at 42-41.

It would go back-and-forth from there with eight lead changes down the stretch, and Princeton would take a 53-52 lead on the seventh of those, when Lauren Edwards scored with 1:13 left.

The Tigers would get a stop after that, but the final sequence was set up when Niveen Rasheed's jumper hit the rim and bounded to the floor, where a mad scramble ensued. A held ball would have favored Princeton at that point, but the officials ruled that Chelsey Lee of Rutgers had possession and had called for a timeout before the ball was tied up.

As a result, the Knights had a chance to win the game, and Rushdan took full advantage, swishing a mid-range shot with 4.4 to play. Princeton was unable to get a shot off after that before the horn.

Rasheed led Princeton with 14 points and added seven rebounds, while Edwards and Addie Micir had 11 each. Devona Allgood had eight points and eight rebounds, and Kate Miller came off the bench to spark the comeback with seven points while drawing two key charges.

Rushdan led RU with 13. Rutgers shot 52% for the first half while making 4 of 5 three-pointers, but Princeton held the Knights to 23% shooting and 0 for 4 on three-pointers in the second half.

Princeton shot 32% in the first half and 45% in the second half, but the Tigers came away with 12 offensive rebounds and nine second-chance points after intermission.

Rutgers now leads the series with the Tigers either 15-1 or 15-3, depending on whether two early 1970s games against Douglass are counted. There is no disputing the current series streak, which now stands at 14 for the Scarlet Knights.

Of those 14 runs, six have been by at least 20 points and four have been by at least 40. The Scarlet Knights scored 110 against Princeton a year after the last Tiger win and 116 the year after that.

Those games - like the 48-point RU win two years ago - are just numbers in the record book now.

The one-point loss this time around stings, but it does show how far the Tigers have come in a short time.

GAME #3 PRINCETON 69 AT LEHIGH 52

BETHLEHEM, Pa. (11/21/10) - Lehigh's 33-game home winning streak is over. The Princeton women's basketball team delivered the Mountain Hawks their first loss at Stabler Arena since the 2007-08 season with a 69-52 game.

Four players were in double digits, led by sophomore Niveen Rasheed's first double-double of the season with 13 points and 10 rebounds. She added four steals and four assists. Juniors Devona Allgood and Laura Johnson and senior Addie Micir had 12 points apiece. Allgood added six rebounds, four steals, three assists and two blocks. Sophomore Lauren Polansky chipped in six rebounds, two steals and two points, junior Lauren Edwards had nine points, six rebounds and three assists.

Princeton took a seven-point lead 9-2 five minutes into the game, but an 8-0 Lehigh run over the next two minutes gave the Mountain Hawks a one-point lead, 10-9.

The teams would exchange leads five times over the next six minutes before a Laura Johnson three-pointer at 7:31 gave Princeton a two-point lead it wouldn't relinquish, sending the Tigers on a 20-5 run over the next five minutes.

Down by 14, 38-24, Lehigh would shoot 4-for-4 from the line and wasn't allowed a field goal for the final 3:41, to close out the half with a 10-point deficit on its home court.

The Tigers continued to build on their lead with freshman Nicole Hung giving Princeton a 20-point edge on a jumper at 7:34. Lehigh went on an 8-0 run over the next 1:23 to get within 14, 61-47, with just under six minutes to play. It would be as close as the Mountain Hawks would get as Princeton would close out the half on an 8-5 run for the 69-52 final score.

Of Lehigh's nine baskets from the field in the second half, five were three-pointers.

The Hun School product Emily Gratch paced the Mountain Hawks with 14 points, shooting a perfect 5-for-5 from the field. She added three steals and three blocks. Leading scorer Erica Prosser added 11 points, five rebounds and a team-high seven assists. Leading the team under the basket was Courtney Dentler who pulled down seven boards, while adding seven points and a team-best three blocks. Lehigh shot 41.3 percent from the floor (19-46), 60 percent from the line and 36.4 percent from behind the arc.

Princeton shot 43.3 percent from the floor (29-67), 50 percent from long range and 44.4 percent from the free-throw line. The Tigers outrebounded the opponent 43-28.

The Tigers improve to 2-1 on the season and will play in the Vanderbilt Tournament over Thanksgiving break to continue their five-game road swing. First up Princeton will meet with USC on Friday, Nov. 26 at 7 p.m.

Official Basketball Box Score - Game Totals - Final Statistics
FDU vs Princeton
11/13/10 4:00 at Jadwin Gym - Princeton, N.J.

| # | Player | 3-Ptr | | | Rebounds | | | PF | TP | A | T | Bk | Stl | Min |
|---------------------------|-------------------|----------------------|-----|-------------------|----------|---------|-------|----------|----|---|----|----|-----|-----|
| | | FG | FGA | FT-FTA | Off | Def | Total | | | | | | | |
| 32 | DRISCOLL-SBAR, A. | 1-7 | 1-3 | 1-2 | 3 | 2 | 5 | 2 | 4 | 1 | 3 | 0 | 0 | 26 |
| 05 | SAUNDERS, Jasmrya | 1-7 | 0-2 | 3-4 | 0 | 6 | 6 | 4 | 5 | 0 | 3 | 0 | 4 | 25 |
| 15 | WALLACE, Esther | 6-10 | 0-0 | 1-2 | 2 | 3 | 5 | 2 | 13 | 0 | 2 | 0 | 2 | 20 |
| 12 | LAURY, Mariyah | 3-8 | 0-0 | 0-1 | 0 | 1 | 1 | 6 | 1 | 3 | 0 | 1 | 31 | |
| 30 | PANKEY, Danielle | 1-5 | 0-1 | 1-2 | 0 | 2 | 2 | 3 | 0 | 4 | 1 | 0 | 28 | |
| 11 | CRAWFORD, Desiree | 0-3 | 0-0 | 0-1 | 1 | 1 | 2 | 1 | 0 | 0 | 1 | 1 | 14 | |
| 14 | LONGO, Amy | 0-1 | 0-0 | 0-0 | 2 | 1 | 3 | 1 | 0 | 2 | 0 | 0 | 15 | |
| 20 | KELLY, Tara | 1-2 | 0-0 | 2-3 | 0 | 0 | 0 | 2 | 4 | 0 | 0 | 0 | 3 | |
| 23 | SYKES, Jordan | 0-6 | 0-3 | 0-0 | 0 | 4 | 4 | 1 | 0 | 2 | 3 | 0 | 1 | 23 |
| 24 | MCKEITHAN, Erica | 0-1 | 0-0 | 2-2 | 0 | 0 | 0 | 4 | 2 | 0 | 0 | 0 | 6 | |
| 45 | KILLIAN, Kayla | 0-0 | 0-0 | 0-0 | 2 | 1 | 3 | 0 | 0 | 2 | 0 | 1 | 9 | |
| | Team | | | | 4 | 4 | 8 | | | 1 | | | | |
| Totals | | 13-30 | 1-9 | 10-17 | 14 | 25 | 39 | 20 | 37 | 6 | 24 | 4 | 7 | 200 |
| FG % 1st Half: 9-27 33.3% | | 2nd half: 4-23 17.4% | | Game: 13-50 26.0% | | Deaball | | Rebounds | | | | | | |
| 3FG % 1st Half: 0-3 0.0% | | 2nd half: 1-6 16.7% | | Game: 1-9 11.1% | | Deaball | | Rebounds | | | | | | |
| FT % 1st Half: 2-4 50.0% | | 2nd half: 8-13 61.5% | | Game: 10-17 58.8% | | Deaball | | Rebounds | | | | | | |

| # | Player | 3-Ptr | | | Rebounds | | | PF | TP | A | T | Bk | Stl | Min |
|----------------------------|------------------|-----------------------|------|-------------------|----------|---------|-------|----------|----|----|----|----|-----|-----|
| | | FG | FGA | FT-FTA | Off | Def | Total | | | | | | | |
| 24 | Rasheed, Niveen | 5-13 | 0-0 | 4-4 | 3 | 5 | 8 | 3 | 14 | 4 | 2 | 0 | 1 | 23 |
| 30 | Edwards, Lauren | 3-7 | 0-2 | 2-2 | 1 | 2 | 3 | 0 | 8 | 3 | 2 | 1 | 0 | 21 |
| 44 | Allgood, Devona | 8-11 | 0-0 | 4-5 | 3 | 4 | 7 | 2 | 20 | 1 | 1 | 3 | 3 | 24 |
| 03 | Polansky, Lauren | 4-0 | 0-2 | 2-2 | 3 | 5 | 8 | 1 | 2 | 3 | 3 | 0 | 4 | 24 |
| 23 | Micir, Addie | 4-6 | 4-6 | 0-0 | 0 | 1 | 1 | 0 | 12 | 3 | 0 | 1 | 2 | 30 |
| 05 | Rodgers, Alex | 2-4 | 1-3 | 2-2 | 0 | 2 | 2 | 0 | 7 | 1 | 1 | 0 | 1 | 6 |
| 10 | Hung, Nicole | 1-3 | 0-1 | 0-0 | 3 | 0 | 3 | 1 | 2 | 0 | 0 | 0 | 0 | 8 |
| 11 | Hill, Krystal | 1-5 | 0-1 | 0-0 | 1 | 2 | 3 | 1 | 2 | 0 | 0 | 0 | 0 | 19 |
| 13 | Binkley, Beth | 1-2 | 1-3 | 0-0 | 0 | 0 | 0 | 2 | 2 | 0 | 0 | 0 | 0 | 5 |
| 20 | Miller, Kate | 2-4 | 0-0 | 1-2 | 0 | 0 | 0 | 1 | 5 | 1 | 0 | 0 | 0 | 13 |
| 22 | Johnson, Laura | 1-6 | 0-3 | 0-0 | 0 | 2 | 2 | 1 | 2 | 1 | 2 | 0 | 0 | 12 |
| 22 | Gratch, Emily | 0-1 | 0-0 | 0-0 | 0 | 2 | 2 | 0 | 0 | 0 | 1 | 0 | 0 | 3 |
| 43 | Bowen, Megan | 1-2 | 0-0 | 0-0 | 1 | 2 | 3 | 0 | 2 | 0 | 0 | 0 | 0 | 12 |
| | Team | | | | 1 | 2 | 3 | | | | | | | |
| Totals | | 29-68 | 5-18 | 15-17 | 15 | 29 | 44 | 15 | 78 | 17 | 12 | 5 | 11 | 200 |
| FG % 1st Half: 14-33 42.4% | | 2nd half: 15-35 42.9% | | Game: 29-68 42.6% | | Deaball | | Rebounds | | | | | | |
| 3FG % 1st Half: 3-10 30.0% | | 2nd half: 2-8 25.0% | | Game: 5-18 27.8% | | Deaball | | Rebounds | | | | | | |
| FT % 1st Half: 8-10 80.0% | | 2nd half: 7-7 100.0 | | Game: 15-17 88.2% | | Deaball | | Rebounds | | | | | | |

Officials: John Morningstar, Brian Callahan, Tiana Cruise
Technical fouls: FDU None, Princeton None.
Attendance: 501

| Score by periods | 1st | 2nd | Total |
|------------------|-----|-----|-------|
| FDU | 20 | 17 | 37 |
| Princeton | 39 | 23 | 78 |

Last FG - FDU 2nd-02:37; PRIN 2nd-00:39.
Largest lead - FDU None, PRIN by 41 2nd-00:17.

| Points | In | Off | 2nd | Fast |
|--|----|-----|-----|------|
| FDU | 16 | 9 | 19 | 2 |
| PRIN | 28 | 16 | 2 | 22 |
| Score tied - 0 times. Lead changed - 0 times. | | | | |

Official Basketball Box Score - Game Totals - Final Statistics
Princeton vs Rutgers
11-18-10 7:30 p.m. at Piscataway, N.J. - The RAC

| # | Player | 3-Ptr | | | Rebounds | | | PF | TP | A | T | Bk | Stl | Min |
|---------------------------|------------------|-----------------------|------|-------------------|----------|---------|-------|----------|----|---|----|----|-----|-----|
| | | FG | FGA | FT-FTA | Off | Def | Total | | | | | | | |
| 32 | Rasheed, Niveen | 5-13 | 0-1 | 2-7 | 2 | 5 | 7 | 4 | 14 | 1 | 1 | 0 | 3 | 34 |
| 44 | Allgood, Devona | 4-12 | 0-0 | 0-0 | 3 | 5 | 8 | 4 | 8 | 0 | 0 | 0 | 25 | |
| 03 | Polansky, Lauren | 0-1 | 0-1 | 2-2 | 2 | 4 | 6 | 3 | 2 | 4 | 6 | 0 | 38 | |
| 23 | Micir, Addie | 4-12 | 3-11 | 0-0 | 1 | 1 | 2 | 0 | 11 | 1 | 0 | 1 | 40 | |
| 30 | Edwards, Lauren | 5-12 | 0-3 | 1-2 | 2 | 4 | 6 | 2 | 11 | 2 | 3 | 2 | 48 | |
| 11 | Hill, Krystal | 0-0 | 0-0 | 0-0 | 0 | 0 | 0 | 0 | 0 | 0 | 0 | 0 | 2 | |
| 20 | Miller, Kate | 3-6 | 1-1 | 0-0 | 0 | 0 | 0 | 1 | 7 | 0 | 0 | 0 | 21 | |
| 22 | Johnson, Laura | 0-0 | 0-0 | 0-0 | 0 | 0 | 0 | 0 | 0 | 2 | 0 | 0 | 2 | |
| | Team | | | | 2 | 3 | 5 | | | | | | | |
| Totals | | 22-56 | 4-17 | 5-11 | 12 | 22 | 34 | 14 | 53 | 8 | 12 | 3 | 7 | 200 |
| FG % 1st Half: 8-25 32.0% | | 2nd half: 14-31 45.2% | | Game: 22-56 39.3% | | Deaball | | Rebounds | | | | | | |
| 3FG % 1st Half: 2-7 28.6% | | 2nd half: 2-10 20.0% | | Game: 4-17 23.5% | | Deaball | | Rebounds | | | | | | |
| FT % 1st Half: 4-7 57.1% | | 2nd half: 1-4 25.0% | | Game: 5-11 45.5% | | Deaball | | Rebounds | | | | | | |

| # | Player | 3-Ptr | | | Rebounds | | | PF | TP | A | T | Bk | Stl | Min |
|----------------------------|-------------------|----------------------|-----|-------------------|----------|---------|-------|----------|----|----|----|----|-----|-----|
| | | FG | FGA | FT-FTA | Off | Def | Total | | | | | | | |
| 32 | LEE, Chelsey | 4-7 | 0-0 | 3-4 | 2 | 6 | 8 | 2 | 11 | 0 | 1 | 2 | 0 | 36 |
| 44 | OLIVER, Monique | 4-10 | 0-0 | 3-3 | 3 | 4 | 7 | 4 | 7 | 1 | 2 | 1 | 24 | |
| 01 | RUSDHAN, Khadijah | 2-4 | 0-0 | 5-5 | 1 | 6 | 7 | 3 | 13 | 5 | 1 | 1 | 40 | |
| 11 | SPEED, Nikki | 3-7 | 0-3 | 0-0 | 0 | 3 | 3 | 1 | 2 | 2 | 1 | 0 | 31 | |
| 24 | SYKES, April | 4-13 | 1-1 | 0-0 | 1 | 2 | 3 | 1 | 9 | 0 | 1 | 0 | 24 | |
| 03 | POOLEER, Erica | 1-7 | 0-0 | 0-0 | 3 | 3 | 6 | 2 | 7 | 0 | 1 | 24 | | |
| 12 | SIMMONS, Daisha | 1-2 | 1-1 | 1-2 | 2 | 2 | 0 | 4 | 1 | 3 | 0 | 0 | 16 | |
| 21 | HUTCHEN, Briana | 0-1 | 0-0 | 0-0 | 0 | 0 | 0 | 1 | 0 | 0 | 0 | 0 | 5 | |
| | Team | | | | 1 | 1 | 2 | | | | | | | |
| Totals | | 19-51 | 4-9 | 12-14 | 10 | 25 | 35 | 15 | 54 | 11 | 16 | 4 | 4 | 200 |
| FG % 1st Half: 13-25 52.0% | | 2nd half: 6-26 23.1% | | Game: 19-51 37.3% | | Deaball | | Rebounds | | | | | | |
| 3FG % 1st Half: 4-9 44.4% | | 2nd half: 0-4 0.0% | | Game: 4-13 30.8% | | Deaball | | Rebounds | | | | | | |
| FT % 1st Half: 5-5 100.0 | | 2nd half: 7-9 77.8% | | Game: 12-14 85.7% | | Deaball | | Rebounds | | | | | | |

GAME #4 USC 59 vs. PRINCETON 60

NASHVILLE (11/26/10) - With her team up 59-58, USC's Cassie Harbets fouled the wrong Princeton basketball player - the team's best free-throw shooter, senior captain Addie Micir. Micir hit both of her free throws with five seconds left to give the Tigers a 60-59 victory over the Trojans on Friday, Nov. 26 at Memorial Gymnasium in the second game of the Vanderbilt Tournament.

USC would fumble down the court due to high pressure from guard Laura Johnson and didn't have enough time to get a decent shot off as Princeton celebrated on the opposite end of the court.

Princeton will play in the championship game against the host school Vanderbilt on Sunday, Nov. 28 at 2 p.m. The game will be webstreamed, with live audio and live stats available. Check back tomorrow for links as well as video footage of the win.

It was a back and forth affair in the first half. The lead changed hands six times and was tied four times. USC scored first but Princeton would take it's first lead on a Niveen Rasheed three-point play at 15:38, 5-4.

USC would regain the lead on a pair of free throws by Christina Marinacci and would go up by four, 11-7, before Princeton battled back to take the lead 14-13 when Rasheed stole the ball and ran down the court for a jumper in the lane.

USC scored the next five points, 18-14, but Princeton answered with seven straight with Rasheed scoring twice and Micir draining a three, to give the Tigers their largest lead of the half, 21-18.

The Trojans went on a 14-3 over the next 5:16 to take the 32-24 lead with 2:35 to play. Sophomore center Meg Bowen added two baskets to inch Princeton within four to head into the locker room with a 32-28 score.

At the end of the half both teams had committed eight turnovers, but it was the Tigers that capitalized getting 10 points off of them compared to USC's six.

The Women of Troy started the second half on a 9-5 run to regain an eight-point lead, 41-33 at 15:59. Rasheed scored the game's next six points, going 4-for-4 from the free-throw line and adding a jumper to make it a two-point game, 41-39 at 13:48. A pair of free throws by Harbets ended Rasheed's run but Bowen drew a charge on a jumper in the paint and made good on the three-point play to make it a one-point game, 43-42 with 11 minutes to play.

Ashley Corral and Marinacci teamed up to score the next six points to make it a 49-42 game. A free-throw by Lauren Edwards, followed by a basket by Rasheed after getting the offensive rebound on Edward's second free throw, and a basket in the paint by Allgood put Princeton back within two with seven minutes left.

A minute later the Tigers remained down by two, 53-51, before Marinacci and Harbets added four points. Princeton's Allgood responded going 2-for-2 and adding a basket to make it a 57-55 game with a little more than three minutes left.

Harbets followed with a basket before Edwards earned a steal and raced down the court for a layup. Harbets fouled Rasheed, who made the back end of the two shots to get Princeton within one with 1:08 to play.

The Trojans missed two three-pointers with Edwards getting the second rebound to give Princeton possession with 26 seconds. Bringing the ball down the court, Rasheed drove to the basket but missed the shot with Kari LaPlante getting the defensive rebound and a chance at two baskets as Rasheed was called for the foul.

LaPlante missed both shots and Johnson got the defensive board with 14 seconds to play.

Key to Princeton's success in the second half was its rebounding. USC had a 25-17 edge in boards in the first half, the most rebounds the Tigers have allowed in a half this season. The Tigers outboarded the Trojans 28-20 in the second half. Princeton also got 12 points on second-chance opportunities.

Allgood recorded her first double-double of the season with 12 points and 11 rebounds. Rasheed led the team in scoring with 18 points and had six rebounds, three assists and two steals. Edwards added seven points and 10 rebounds, while Micir contributed 10 points. As a team Princeton shot 32.8 percent from the floor, 80 percent from the line and 26.7 percent from long range.

GAME #5 PRINCETON 68 AT VANDERBILT 74

NASHVILLE (11/28/10) - The Princeton women's basketball team gave No. 22/24 Vanderbilt a game all the way to the end, but it was the Commodores who earned the 74-68 win in the championship game of the Vanderbilt Tournament on Sunday, Nov. 28 at Memorial Gym.

Down by as much as nine, Princeton battled its way back to take the lead midway through the second and continued to answer any scoring runs against the first ranked opponent it has played this season. Down by 10 with less than three minutes to play Princeton made it a three-point game and challenged for the win until the very end.

Poor shooting put Princeton in an early deficit, down by nine, 14-5 at 12:17. The Tigers shot 2-for-10 up until that point while the Commodores were shooting 6-for-9 and had eight rebounds to Princeton's three.

Sophomore Kate Miller seemed to spark Princeton's defensive effort when she grabbed a steal and went down for a fast-break layup and was fouled for a three-point play to get within six, 14-8.

Following the effort the Tigers started to explode defensively. Junior Laura Johnson got a block, sophomore Lauren Polansky forced a jump ball and senior Kristal Hill grabbed a steal. With that the Tigers started to chip away at the score. Princeton went on a 10-5 run over the next 4:15, to make it a three-point game, 23-20 with 4:42 to play.

Stephanie Holzer would hit two free throws before Edwards washed away those two points with a layup. Sophomore Niveen Rasheed would hit a jumper with help from sophomore Meg Bowen at 2:27 to make it a one-point game, 25-24.

During the next 2:27 Princeton had a number of chances to take the lead, but shot 0-for-3. Princeton also didn't allow Vandy to expand on its lead holding it to 0-for-4 shooting. Holzer would shoot a long ball for two at the buzzer to give the 'Dores a 29-26 lead headed into the locker room.

Hannah Tuomi and Jence Rhoads added to Vanderbilt's lead with buckets to start the second, 33-26. The teams then traded threes, with senior Addie Micir draining both for Princeton. Rasheed would have a three-point play at 16:16 to get Princeton back within four, 39-35.

Two minutes later Princeton remained down by four points before Tiffany Clarke hit a jumper to put the 'Dores ahead by six, 43-47.

Micir sank her third three-point of the half and Rasheed followed up with a basket in the paint to put the Tigers back within one, 43-32 with 13 minutes to play, forcing Vanderbilt to call a timeout. Rasheed would put back a backdoor pass from Miller at 11:59 to give Princeton its first lead of the game, 44-43.

Vanderbilt went on a 10-0 run for the next 2:18 with Tuomi scoring six of those 10 points to make it a 53-44 game.

Princeton held strong and responded with an 11-4 run. Micir would hit her fourth three, and Bowen and Rasheed would each score four points to bring the game back to two, 57-55 with 5:47 to play.

Vanderbilt regained a 10-point lead, 67-57 at 2:57 thanks to a 10-2 run. Princeton never gave up answering with an 8-1 run to make it a three-point game, 68-65 with 1:20 on the clock.

With 40 seconds left, Vanderbilt held the three-point lead, 71-68. A free throw by Rhoads made it a two-possession game with 30 seconds to play. Getting the rebound on a missed free throw by Rhoads, Princeton ran down the court and desperately tried to get a basket, shooting 0-for-3 in the next 20 seconds. Allgood would foul Holzer with eight ticks on the clock to try to get Princeton the ball back. Holzer made both of her shots but Princeton turned the ball over with four seconds left and the clock ran out.

Micir was named to the All-Tournament team for her efforts this weekend. Today she matched her career best with six three-point baskets en route to scoring a season-high 20 points. Rasheed added 15 points, six rebounds and four assists, while Edwards contributed 14 points and six rebounds. The Tigers shot 44.6 percent from the floor, 47.1 percent from long range and missed just one of their 11 free throws.

GAME #6 PRINCETON 68 AT DELAWARE 50

NEWARK, Del. (12/11/10) - When the Princeton women's basketball team arrived at the Carpenter Center the game plan on defending unbeaten Delaware changed. Star player Elena Delle Donne was not dressed for the game. The change in game plan didn't faze the Tigers as the ended Delaware's five-game win streak with a 68-50 win.

An illness would keep Delle Donne, a player that scores 41 percent of her team's points averaging 27.4 points per game, on the bench. Sarah Acker would start in her place but couldn't be the offensive threat the team needed.

The Tigers grabbed a six-point lead, 10-4, four minutes into the game before Delaware went on a run. The Blue Hens held the Tigers scoreless for the next five minutes as they scored 10 points to take the 14-10 lead at 12:25.

Addie Micir hit back-to-back threes to regain the lead for Princeton and Niveen Rasheed gave the Tigers the 18-14 lead.

Delaware scored the next three points to make it a one-point game, 18-17, but it would be as close as the Blue Hens would get as the Tigers went on a 15-0 run over that stretch from the final seven minute of the first half and into the second half to take a 33-17 lead.

The Blue Hens would use a number of substitutes in the first half to try to find the right combination but couldn't stop the sharp-shooting Tigers.

The Blue Hens would only get as close as 11 in the second half, as Princeton pushed its lead by as much as 24.

With the wide gap, Princeton was able to get all of its dressed players into the game with each putting in considerable minutes.

Micir hit a career-best six three-pointers for the second straight game, missing just one of her seven shots from behind the arc. She shot 6-for-8 overall to lead the team in scoring with 18 points. Rasheed earned a double-double with 17 points and a team-high 14 rebounds. She added four assists and three steals. Junior Devona Allgood was also in double digits with 13 points, while sophomore Meg Bowen finished the game with a career-high seven rebounds.

Princeton shot 41.1 percent from the floor, 47.4 percent from long range and 65 percent from the line, paced by Rasheed shooting 7-for-8.

The Tigers who entered the game ranked No. 5 in the mid-major poll, outboarded the Blue Hens, ranked No. 10 in the same poll, 41-35.

Danielle Parker led Delaware with a double-double of 14 points and 11 rebounds. Vanessa Kabongo had 12 points and a team-best three assists. Kelsey Buchanan added eight rebounds for the Blue Hens. Delaware shot 36.7 percent from the field, 52 percent from the line and 16.7 percent from long range, making just one of its six three's.

**Official Basketball Box Score - Game Totals - Final Statistics
Princeton vs USC**
11/26/10 7:00 p.m. at Nashville, Tenn. (Memorial Gym)

| Princeton 60 • 3-1 | | Total | | 3-Ptr | | Rebounds | | PF | | TP | | A | | T | | Bk | | Stl | | Min. | | |
|--------------------|------------------|---|------|-----------|-----|-------------|-----|-------|-----|-------------|----|----------|----|----|-----|------|--|-----|--|------|--|--|
| ## | Player | FG | FGA | FT | FTA | Off | Def | Off | Def | PP | TP | A | T | Bk | Stl | Min. | | | | | | |
| 23 | Micir, Addie | f | 2-8 | 2-8 | 4-4 | 0 | 2 | 1 | 10 | 2 | 0 | 1 | 34 | | | | | | | | | |
| 30 | Edwards, Lauren | f | 2-5 | 0-0 | 3-4 | 4 | 6 | 10 | 0 | 7 | 1 | 2 | 0 | 1 | 27 | | | | | | | |
| 44 | Allgood, Devona | c | 5-14 | 0-0 | 2-2 | 1 | 10 | 11 | 2 | 12 | 0 | 4 | 2 | 0 | 27 | | | | | | | |
| 03 | Polansky, Lauren | g | 0-0 | 0-0 | 0-0 | 0 | 1 | 2 | 0 | 3 | 2 | 0 | 1 | 22 | | | | | | | | |
| 24 | Rasheed, Niveen | g | 6-19 | 0-1 | 6-8 | 3 | 3 | 6 | 18 | 3 | 2 | 0 | 2 | 38 | | | | | | | | |
| 11 | Hill, Krystal | f | 1-3 | 1-1 | 0-0 | 0 | 1 | 1 | 2 | 3 | 0 | 2 | 0 | 9 | | | | | | | | |
| 20 | Miller, Kate | g | 0-0 | 0-0 | 0-0 | 1 | 0 | 1 | 0 | 1 | 0 | 1 | 0 | 6 | | | | | | | | |
| 22 | Johnson, Laura | f | 1-5 | 1-5 | 0-0 | 0 | 5 | 5 | 2 | 3 | 2 | 1 | 1 | 0 | 28 | | | | | | | |
| 43 | Bowen, Megan | f | 3-7 | 0-0 | 1-2 | 2 | 2 | 4 | 2 | 7 | 0 | 1 | 1 | 0 | 9 | | | | | | | |
| Team | | 20-61 4-15 16-20 13 32 45 17 60 12 17 4 8 200 | | | | | | | | | | | | | | | | | | | | |
| Totals | | 20-61 4-15 16-20 13 32 45 17 60 12 17 4 8 200 | | | | | | | | | | | | | | | | | | | | |
| FG % 1st Half: | | 11-33 33.3% | | 2nd half: | | 9-28 32.1% | | Game: | | 20-61 32.8% | | Doubles | | | | | | | | | | |
| 3FG % 1st Half: | | 3-9 33.3% | | 2nd half: | | 1-6 16.7% | | Game: | | 4-15 26.7% | | Rebounds | | | | | | | | | | |
| FT % 1st Half: | | 3-4 75.0% | | 2nd half: | | 13-16 81.3% | | Game: | | 16-20 80.0% | | Steals | | | | | | | | | | |

USC 59 • 3-2

| USC 59 • 3-2 | | Total | | 3-Ptr | | Rebounds | | PF | | TP | | A | | T | | Bk | | Stl | | Min. | | |
|-----------------|----------------------|---|------|-----------|------|-------------|-----|-------|-----|-------------|----|----------|---|----|-----|------|--|-----|--|------|--|--|
| ## | Player | FG | FGA | FT | FTA | Off | Def | Off | Def | PP | TP | A | T | Bk | Stl | Min. | | | | | | |
| 11 | Harbets, Cassie | f | 5-15 | 0-2 | 2-3 | 4 | 4 | 8 | 12 | 0 | 3 | 0 | 1 | 40 | | | | | | | | |
| 13 | LaPlante, Kari | c | 3-6 | 0-0 | 0-3 | 1 | 5 | 6 | 4 | 6 | 0 | 1 | 0 | 27 | | | | | | | | |
| 15 | Gilbreath, Briana | g | 1-10 | 0-1 | 0-2 | 4 | 2 | 6 | 3 | 2 | 4 | 2 | 0 | 36 | | | | | | | | |
| 23 | Gemelos, Jacki | g | 2-7 | 0-2 | 0-0 | 2 | 3 | 5 | 4 | 1 | 0 | 0 | 0 | 23 | | | | | | | | |
| 24 | Corral, Ashley | g | 9-18 | 3-8 | 0-0 | 0 | 5 | 3 | 21 | 3 | 3 | 1 | 1 | 40 | | | | | | | | |
| 03 | Marinacci, Christina | g | 2-8 | 0-1 | 7-10 | 2 | 6 | 8 | 11 | 0 | 0 | 1 | 0 | 30 | | | | | | | | |
| 03 | Bradley, Desiree | g | 0-0 | 0-0 | 0-0 | 0 | 1 | 0 | 0 | 0 | 0 | 0 | 0 | 3 | | | | | | | | |
| 14 | Brown, Len'Wique | g | 1-1 | 1-1 | 0-0 | 0 | 2 | 1 | 3 | 0 | 2 | 0 | 0 | 9 | | | | | | | | |
| 20 | Gilbreath, Stefanie | g | 0-0 | 0-0 | 0-0 | 0 | 0 | 0 | 1 | 0 | 0 | 0 | 0 | 2 | | | | | | | | |
| Team | | 23-65 4-15 9-18 14 31 45 19 59 8 12 2 5 200 | | | | | | | | | | | | | | | | | | | | |
| Totals | | 23-65 4-15 9-18 14 31 45 19 59 8 12 2 5 200 | | | | | | | | | | | | | | | | | | | | |
| FG % 1st Half: | | 13-31 41.9% | | 2nd half: | | 10-34 29.4% | | Game: | | 23-65 35.4% | | Doubles | | | | | | | | | | |
| 3FG % 1st Half: | | 3-6 50.0% | | 2nd half: | | 19 11.3% | | Game: | | 4-15 26.7% | | Rebounds | | | | | | | | | | |
| FT % 1st Half: | | 3-5 60.0% | | 2nd half: | | 6-13 46.2% | | Game: | | 9-18 50.0% | | Steals | | | | | | | | | | |

Officials: Cameron Inouye, Mark Zentz, Mike Riggs
Technical fouls: Princeton-None, USC-None.
Attendance: 3489
Vanderbilt Thanksgiving Tournament

| Score by periods | 1st | 2nd | Total |
|------------------|-----|-----|-------|
| Princeton | 26 | 32 | 60 |
| USC | 32 | 27 | 59 |

Last FG - PRIN 2nd-01:36, USC 2nd-02:54.
Largest lead - PRIN by 3 1st-08:12, USC by 8 1st-02:35.

**Official Basketball Box Score - Game Totals - Final Statistics
Princeton vs Vanderbilt**
11/28/10 2:00 p.m. at Nashville, Tenn. (Memorial Gym)

| Princeton 68 • 3-2 | | Total | | 3-Ptr | | Rebounds | | PF | | TP | | A | | T | | Bk | | Stl | | Min. | | |
|--------------------|------------------|---|------|-----------|-----|-------------|-----|-------|-----|-------------|----|----------|----|----|-----|------|--|-----|--|------|--|--|
| ## | Player | FG | FGA | FT | FTA | Off | Def | Off | Def | PP | TP | A | T | Bk | Stl | Min. | | | | | | |
| 23 | Edwards, Lauren | f | 4-7 | 2-2 | 4-4 | 4 | 2 | 6 | 14 | 2 | 0 | 1 | 0 | 33 | | | | | | | | |
| 44 | Allgood, Devona | c | 3-5 | 0-0 | 0-1 | 2 | 1 | 3 | 4 | 6 | 1 | 4 | 1 | 17 | | | | | | | | |
| 03 | Polansky, Lauren | g | 0-0 | 0-0 | 0-0 | 0 | 2 | 4 | 0 | 4 | 4 | 0 | 1 | 30 | | | | | | | | |
| 23 | Micir, Addie | g | 7-16 | 6-13 | 0-0 | 1 | 2 | 3 | 20 | 1 | 0 | 1 | 35 | | | | | | | | | |
| 24 | Rasheed, Niveen | g | 7-17 | 0-0 | 1-1 | 2 | 4 | 6 | 15 | 4 | 2 | 0 | 1 | 33 | | | | | | | | |
| 11 | Hill, Krystal | f | 0-1 | 0-0 | 2-2 | 0 | 1 | 1 | 2 | 0 | 1 | 0 | 1 | 7 | | | | | | | | |
| 13 | Binkley, Beth | g | 0-0 | 0-0 | 0-0 | 0 | 0 | 0 | 0 | 0 | 0 | 0 | 0 | 1 | | | | | | | | |
| 20 | Miller, Kate | g | 1-1 | 0-0 | 1-1 | 1 | 0 | 1 | 3 | 3 | 1 | 0 | 0 | 14 | | | | | | | | |
| 22 | Johnson, Laura | g | 0-2 | 0-2 | 0-0 | 1 | 0 | 1 | 0 | 1 | 3 | 1 | 1 | 15 | | | | | | | | |
| 43 | Bowen, Megan | f | 0-0 | 0-0 | 2-2 | 1 | 1 | 2 | 3 | 8 | 2 | 2 | 0 | 15 | | | | | | | | |
| Team | | 25-56 8-17 10-11 11 16 27 20 68 16 17 4 8 200 | | | | | | | | | | | | | | | | | | | | |
| Totals | | 25-56 8-17 10-11 11 16 27 20 68 16 17 4 8 200 | | | | | | | | | | | | | | | | | | | | |
| FG % 1st Half: | | 11-26 42.3% | | 2nd half: | | 14-30 46.7% | | Game: | | 25-56 44.6% | | Doubles | | | | | | | | | | |
| 3FG % 1st Half: | | 1-4 25.0% | | 2nd half: | | 7-13 53.8% | | Game: | | 8-17 47.1% | | Rebounds | | | | | | | | | | |
| FT % 1st Half: | | 3-4 75.0% | | 2nd half: | | 7-8 87.5% | | Game: | | 10-11 90.9% | | Steals | | | | | | | | | | |

Vanderbilt 74 • 4-1

| Vanderbilt 74 • 4-1 | | Total | | 3-Ptr | | Rebounds | | PF | | TP | | A | | T | | Bk | | Stl | | Min. | | |
|---------------------|---------------------|-------|------|-------|-----|----------|-----|-----|-----|----|----|---|---|----|-----|------|--|-----|--|------|--|--|
| ## | Player | FG | FGA | FT | FTA | Off | Def | Off | Def | PP | TP | A | T | Bk | Stl | Min. | | | | | | |
| 15 | PIYER, Hannah | f | 5-7 | 0-0 | 6-8 | 1 | 8 | 9 | 5 | 16 | 2 | 3 | 0 | 24 | | | | | | | | |
| 34 | CLARKE, Jasmine | f | 5-8 | 0-0 | 2-2 | 2 | 4 | 6 | 3 | 12 | 1 | 3 | 0 | 28 | | | | | | | | |
| 19 | ROGIE, Christina | g | 2-10 | 2-6 | 1-2 | 0 | 1 | 2 | 7 | 3 | 1 | 0 | 1 | 35 | | | | | | | | |
| 11 | LISTER, Tiffany | g | 5-14 | 3-7 | 2-2 | 2 | 1 | 3 | 15 | 2 | 1 | 0 | 0 | 36 | | | | | | | | |
| 22 | RHOADS, Jence | g | 4-7 | 0-0 | 1-2 | 0 | 1 | 1 | 4 | 9 | 5 | 2 | 0 | 28 | | | | | | | | |
| 16 | PULICE, Angela | f | 1-1 | 1-1 | 0-0 | 0 | 0 | 0 | 0 | 3 | 0 | 1 | 0 | 8 | | | | | | | | |
| 12 | COLEMAN, Jordan | g | 0-0 | 0-0 | 0-0 | 1 | 0 | 1 | 0 | 0 | 0 | 0 | 1 | 3 | | | | | | | | |
| 21 | HOLZEMAN, Stephanie | f | 1-1 | 0-0 | 4-4 | 1 | 3 | | | | | | | | | | | | | | | |

GAME #7 RIDER 45 AT PRINCETON 87

PRINCETON, N.J. (12/5/10) - Sophomore Niveen Rasheed scored a season-high 22 points to lead the Princeton women's basketball team to an 87-45 win over Rider on Sunday, Dec. 5.

All 13 players got in the game for the Tigers with the bench contributing 36 of the team's 87 points. Princeton shot 11-for-11 from the free-throw line and 53.5 percent from long range, hitting eight three's. Overall the Tigers shot 48.6 percent, in their first home game since the season opener, nearly a month ago.

Rider shot 29.5 percent overall and was 75 percent from the line. The squad was 0-for-8 from behind the arc.

Caitlin Bopp, Rider's leading scorer found herself in foul trouble early, picking up her second foul at 15:49 and her third with 2:31 to play in the first half. She would finish the game with just six points. MyNesha McKenzie and Sarah Homan both had nine points to lead the Broncos offensively. McKenzie also had nine rebounds to lead the team on the glass.

Princeton grabbed an 8-0 lead to start the game, prompting Rider to call a timeout. Bopp gave her team its first basket at 16:43 before Princeton's Lauren Polansky drained a three. The teams would trade baskets to make it 15-6 at 13:46 before Princeton went on a 9-3 run to take a 17-point lead, 28-11, with 7:11 remaining. Five minutes later a three pointer by Nicole Hung gave Princeton a 22-point lead. Rider had a 5-0 run over the next two minutes, but another three by Hung at 1:28 pushed the Tigers out ahead by 20+ points once again. Princeton would take a 20-point lead, 42-22, into the locker room.

The Tigers were unstopable in the second half, opening up with a 12-0 run to make it a 54-22 game at 16:06.

A basket by Alicia Hall at 14:13 brought her team within 30 but it would be as close as it would get as Princeton pushed its lead to as much as 42 to end the game, 87-45.

Junior post Devona Algood was second on the team in scoring with 12 points, while adding seven rebounds. Junior guard Laura Johnson had 10 points, five rebounds, two steals, two assists and one block. Junior forward Lauren Edwards led the team under the basket with eight rebounds, while freshman guard Alex Rodgers had six.

As a team Princeton had 21 assists on 34 baskets, to go along with nine steals and six blocks. The Tigers had 49 rebounds to Rider's 33.

GAME #8 NAVY 61 AT PRINCETON 74

PRINCETON, N.J. (12/10/10) - The Princeton women's basketball team shot 61.5 percent in the first half, but led Navy by just three at halftime. It was only a matter of time before the Tigers would start to pull away and a strong defensive showing in the second half led to a 74-61 victory.

Coincidentally, the last time Princeton shot that well in a half was November 2009 when the Tigers earned a 77-45 win over another Patriot League team, American. Despite the sharp shooting, Princeton struggled defensively against Navy, as the Mids hit six three-pointers in the first half and was 57.7 percent from the floor overall.

Princeton would hold Navy to 28.1 percent (9-for-32) shooting in the second half and gave up just one three-pointer.

Princeton jumped out to a 10-4 lead three minutes into the game and reached a nine-point advantage at 12:44. Navy went on a 7-0 run to make it a two-point game on a three-pointer by Cassie Consedine at 8:39.

Two minutes later Princeton had a 29-24 lead before Navy went on a 10-2 run to turn the tide and give the Mids a 34-31 lead with 3:01 to play in the first half.

A pair of free throws by Niveen Rasheed put Princeton back within one, 34-33. On the other end Angela Myers shot 1-for-2 from the line. Rasheed would get the rebound on the missed opportunity and ran down for a layup to tie the game 35-35 at 2:14.

Devona Algood would score back-to-back buckets and Lauren Edwards had a fast break basket to give Princeton a 41-35 lead. Myers would drain her third three of the half at the buzzer to set the halftime score at 41-38.

A basket by Consedine started the second half and made it a 41-40 game, but Rasheed scored two from the line and Edwards added a layup to give Princeton a 45-40 lead. The teams would trade baskets over the next five minutes to make it 49-44.

A layup by Audrey Bauer at 14:38 would be Navy's last basket for the next 8:41, as Princeton held Navy scoreless from the field and took off. The Tigers went on a 16-2 run to build a 17-point lead, 65-48.

Consedine ended the drought for the Mids at 5:52 but the Tigers continued to attack to go ahead by as much as 20 on a three by Krystal Hill at 2:15.

Navy would answer back with a three, and Aïx Membreno would score the game's last four points.

Myers led Navy with 21 points and eight rebounds. She dished out four assists and had two steals. Consedine added 14 points and Membreno had 11 off the bench and earned six rebounds. Jade Geif would finish with eight points and seven boards. Navy concluded the game shooting 41.4 percent overall, 60 percent from the line and 38.9 percent from long range.

Pacing the Tigers was Rasheed with 21 points, six rebounds, four steals and four assists. Algood was also in double figures with 14 points and led the team on the glass with eight rebounds. Edwards chipped in 13 points, four rebounds and three assists. Senior Addie Micir and Hill would each contribute nine points. The Tigers shot a clip of 52.6 percent, shot 45.5 percent from behind the arc and was 9-for-12 from the free-throw line.

Navy falls to 5-5 overall, while Princeton improves to 6-2 overall and extends its home win streak to 12.

GAME #9 LAFAYETTE 58 AT PRINCETON 90

PRINCETON, N.J. (12/13/10) - Sophomore Niveen Rasheed scored a career-high 28 points, scoring 22 in the first half alone to lead the Princeton women's basketball team to a 90-58 win over Lafayette on Monday, Dec. 13.

Rasheed's 28 points is the most points scored in a game since Becky Brown had 28 against Penn on Jan. 7, 2006. In addition, her 22 first-half points is the most since Meagan Cowher had 22 in the first half against Columbia on Jan. 13, 2006.

It was the second straight game that the Tigers shot over 50 percent, as Princeton shot 53.6 percent from the field. Rasheed herself shot 11-for-15.

A third of Princeton's points came from the bench, while more than a third came off of Lafayette turnovers, 39 in fact.

In the first half, Lafayette had 11 of its 27 points come via free throws, as the Leopards went 11-for-13 from the line. The sharp free-throw shooting was clutch as Princeton held Lafayette scoreless from the field for more than seven minutes. The Leopards would hit seven free throws during that span.

Princeton began the game on a 17-2 run, with junior Devona Algood scoring eight of those 17 points. Lafayette was able to cut the lead back to nine, on a 10-4 run at 10:30.

Sophomore Kate Miller and Algood each scored to take a 13-point lead, 25-12. After Lauren Jackson's layup at 8:35, the Leopards would go cold on the court, not getting another bucket until 1:27. During that span Princeton would go on a 20-9 run with Rasheed scoring nine straight points for the Tigers who held a 47-25.

Rasheed wasn't done yet as she closed out the half scoring five more points to give the Tigers a 52-27 lead at halftime.

The Tigers continued to expand on their lead, taking their largest lead at 11:20, a 38-point advantage.

Algood finished the night with 14 points, six rebounds, three steals, one block and one assist. Junior Lauren Edwards added 10 points. Sophomore Lauren Polansky led the team in steals and assists with six apiece, while scoring two and pulling down five boards. Senior Krystal Hill scored seven points and pulled off the prettiest play on Carrill Court, with a trick behind the back bounce pass to Rasheed for a lay-in.

Princeton had a 33-29 rebounding advantage, holding the Leopards to just seven offensive boards, all of which came in the second half.

LaKeisha Wright paced the Leopards with 15 points, while Danielle Fiacco had 10 points and led the team on the glass with eight rebounds. Elizabeth Virgin also contributed 10 points, while Lauren Jackson had nine. Overall, Lafayette shot 42.9 percent, 79.2 percent from the free-throw line and 30 percent from long range.

The Leopards drop to 5-6 on the season while Princeton improves to 7-2 overall and extends its home win streak to 13.

Official Basketball Box Score -- Game Totals -- Final Statistics Rider vs Princeton 12/5/10 2:00pm at Jadwin Gym - Princeton, N.J.

Rider 45 • 0-6

| # | Player | Total | 3-Ptr | Rebounds | PF | TP | A | To | Bk | Stl | Min | | |
|----|----------------------|--------|--------|----------|-----|-----|-------|----|----|-----|-----|---|----|
| | | FG-FGA | FG-FGA | FT-FTA | Off | Def | Total | | | | | | |
| 11 | Bopp, Caitlin | 3-7 | 0-0 | 0-0 | 2 | 1 | 3 | 3 | 6 | 0 | 3 | 0 | 22 |
| 22 | Brown, Carleigh | 0-5 | 0-0 | 2-2 | 2 | 1 | 3 | 2 | 0 | 0 | 2 | 1 | 18 |
| 12 | Lightbourne, Shereen | 2-11 | 0-3 | 2-2 | 0 | 1 | 1 | 3 | 6 | 1 | 0 | 0 | 31 |
| 21 | Varnadore, Aisha | 0-1 | 0-1 | 1-2 | 0 | 1 | 1 | 0 | 1 | 2 | 3 | 1 | 21 |
| 24 | Brown, Dior | 2-11 | 0-0 | 0-1 | 2 | 3 | 5 | 2 | 4 | 1 | 3 | 0 | 19 |
| 03 | Hall, Alicia | 3-4 | 0-0 | 0-0 | 0 | 2 | 2 | 1 | 6 | 0 | 2 | 0 | 18 |
| 04 | Heller, Ali | 1-5 | 0-2 | 0-0 | 0 | 0 | 0 | 0 | 2 | 1 | 1 | 0 | 11 |
| 11 | Mahmedovic, Senada | 0-2 | 0-2 | 0-0 | 0 | 0 | 0 | 0 | 0 | 0 | 1 | 0 | 5 |
| 24 | McKenzie, MyNesha | 3-8 | 0-0 | 3-4 | 5 | 4 | 9 | 2 | 9 | 0 | 2 | 0 | 26 |
| 33 | Homan, Sarah | 4-7 | 0-0 | 1-1 | 1 | 4 | 5 | 0 | 9 | 0 | 1 | 0 | 19 |
| | Team | | | | 3 | 1 | 4 | | | | | | |
| | Totals | 18-61 | 0-8 | 9-12 | 15 | 18 | 33 | 13 | 45 | 5 | 17 | 5 | 6 |

FG % 1st Half: 8-27 29.6% 2nd half: 10-34 29.4% Game: 18-61 29.5%
3FG % 1st Half: 0-2 0.0% 2nd half: 0-6 0.0% Game: 0-8 0.0%
FT % 1st Half: 6-8 75.0% 2nd half: 3-4 75.0% Game: 9-12 75.0%

Princeton 87 • 5-2

| # | Player | Total | 3-Ptr | Rebounds | PF | TP | A | To | Bk | Stl | Min | | |
|----|-----------------------|--------|--------|----------|-----|-----|-------|----|----|-----|-----|---|----|
| | | FG-FGA | FG-FGA | FT-FTA | Off | Def | Total | | | | | | |
| 30 | Edwards, Lauren | 2-6 | 1-2 | 2-2 | 4 | 4 | 8 | 0 | 7 | 1 | 2 | 0 | 19 |
| 44 | Algood, Devona | 6-11 | 0-0 | 0-0 | 1 | 6 | 7 | 2 | 12 | 2 | 3 | 2 | 23 |
| 03 | Polansky, Lauren | 2-5 | 1-2 | 0-0 | 4 | 1 | 5 | 1 | 5 | 2 | 1 | 0 | 20 |
| 23 | Micir, Addie | 0-2 | 0-3 | 1-1 | 0 | 3 | 3 | 0 | 5 | 3 | 1 | 0 | 22 |
| 24 | Rasheed, Niveen | 9-14 | 0-0 | 4-4 | 3 | 2 | 5 | 0 | 22 | 2 | 0 | 1 | 20 |
| 05 | Rodgers, Alex | 2-1 | 0-0 | 0-0 | 1 | 5 | 6 | 1 | 0 | 2 | 0 | 0 | 6 |
| 10 | Hung, Nicole | 2-4 | 2-2 | 0-0 | 1 | 2 | 3 | 0 | 6 | 2 | 2 | 0 | 18 |
| 11 | Hill, Krystal | 1-3 | 1-1 | 2-2 | 0 | 0 | 0 | 2 | 5 | 2 | 1 | 0 | 14 |
| 10 | Binkley, Beth | 0-0 | 0-0 | 0-0 | 0 | 0 | 0 | 0 | 0 | 0 | 1 | 0 | 6 |
| 20 | Miller, Kate | 3-5 | 0-0 | 0-0 | 0 | 1 | 1 | 0 | 6 | 0 | 0 | 0 | 15 |
| 22 | Johnson, Laura | 4-7 | 2-4 | 0-0 | 1 | 4 | 5 | 2 | 10 | 2 | 1 | 2 | 19 |
| 32 | Helmsstetter, Kristen | 1-1 | 1-1 | 0-0 | 0 | 2 | 2 | 0 | 3 | 1 | 0 | 2 | 6 |
| 43 | Bowen, Megan | 2-8 | 0-0 | 2-2 | 1 | 2 | 3 | 4 | 6 | 2 | 0 | 0 | 12 |
| | Team | | | | 2 | 1 | 3 | | | | | | |
| | Totals | 34-70 | 8-15 | 11-11 | 18 | 31 | 49 | 13 | 87 | 21 | 12 | 6 | 9 |

FG % 1st Half: 17-37 45.9% 2nd half: 17-33 51.5% Game: 34-70 48.6%
3FG % 1st Half: 4-10 40.0% 2nd half: 4-5 80.0% Game: 8-15 53.3%
FT % 1st Half: 4-4 100.0 2nd half: 7-7 100.0 Game: 11-11 100.0

| Score by periods | 1st | 2nd | Total |
|------------------|-----|-----|-------|
| Rider | 22 | 23 | 45 |
| Princeton | 42 | 45 | 87 |

Official Basketball Box Score -- Game Totals -- Final Statistics Navy vs Princeton 12/10/10 7:00pm at Jadwin Gym - Princeton, N.J.

Navy 61 • 5-5

| # | Player | Total | 3-Ptr | Rebounds | PF | TP | A | To | Bk | Stl | Min | | |
|----|-------------------|--------|--------|----------|-----|-----|-------|----|----|-----|-----|---|----|
| | | FG-FGA | FG-FGA | FT-FTA | Off | Def | Total | | | | | | |
| 21 | Geif, Jade | 4-11 | 0-0 | 0-2 | 5 | 2 | 7 | 3 | 8 | 2 | 1 | 1 | 32 |
| 15 | Consedine, Cassie | 6-10 | 2-3 | 0-0 | 1 | 3 | 4 | 2 | 14 | 0 | 3 | 2 | 27 |
| 01 | Edwards, Erin | 1-4 | 0-2 | 0-0 | 0 | 1 | 1 | 0 | 2 | 0 | 0 | 0 | 19 |
| 13 | Arvin, Chey | 1-2 | 1-1 | 0-0 | 0 | 0 | 0 | 1 | 3 | 1 | 1 | 0 | 17 |
| 23 | Myers, Angela | 7-13 | 3-6 | 4-5 | 2 | 6 | 8 | 1 | 21 | 4 | 6 | 0 | 24 |
| 00 | Membreno, Aïx | 4-10 | 1-1 | 2-3 | 3 | 3 | 6 | 1 | 11 | 2 | 0 | 0 | 23 |
| 10 | Matherly, Megan | 0-2 | 0-1 | 0-0 | 0 | 1 | 1 | 0 | 1 | 0 | 2 | 0 | 16 |
| 20 | Bauer, Audrey | 1-6 | 0-4 | 0-0 | 2 | 2 | 4 | 2 | 2 | 2 | 2 | 0 | 21 |
| 32 | Pollinger, Kara | 0-0 | 0-0 | 0-0 | 0 | 0 | 0 | 0 | 0 | 0 | 0 | 0 | 5 |
| | Team | | | | 2 | 1 | 3 | | | | | | |
| | Totals | 24-58 | 7-18 | 6-10 | 16 | 18 | 34 | 10 | 61 | 10 | 16 | 5 | 6 |

FG % 1st Half: 15-26 57.7% 2nd half: 9-32 28.1% Game: 24-58 41.4%
3FG % 1st Half: 6-10 60.0% 2nd half: 1-8 12.5% Game: 7-18 38.9%
FT % 1st Half: 2-3 66.7% 2nd half: 4-7 57.1% Game: 6-10 60.0%

Princeton 74 • 6-2

| # | Player | Total | 3-Ptr | Rebounds | PF | TP | A | To | Bk | Stl | Min | | |
|----|------------------|--------|--------|----------|-----|-----|-------|----|----|-----|-----|---|----|
| | | FG-FGA | FG-FGA | FT-FTA | Off | Def | Total | | | | | | |
| 24 | Rasheed, Niveen | 7-17 | 1-2 | 6-8 | 1 | 5 | 6 | 3 | 21 | 4 | 1 | 0 | 36 |
| 44 | Algood, Devona | 3-9 | 0-0 | 0-0 | 4 | 4 | 8 | 1 | 14 | 2 | 1 | 1 | 17 |
| 03 | Polansky, Lauren | 0-1 | 0-0 | 0-0 | 1 | 0 | 1 | 0 | 4 | 1 | 1 | 1 | 21 |
| 23 | Micir, Addie | 6-8 | 1-2 | 2-2 | 0 | 2 | 2 | 0 | 9 | 3 | 1 | 0 | 37 |
| 30 | Edwards, Lauren | 6-9 | 1-3 | 0-0 | 2 | 2 | 4 | 1 | 13 | 3 | 0 | 0 | 26 |
| 10 | Hung, Nicole | 0-2 | 0-0 | 0-0 | 0 | 0 | 0 | 0 | 0 | 0 | 1 | 0 | 6 |
| 11 | Hill, Krystal | 4-5 | 1-2 | 0-0 | 0 | 2 | 2 | 1 | 9 | 1 | 1 | 0 | 15 |
| 18 | Binkley, Beth | 0-1 | 0-0 | 0-0 | 0 | 0 | 0 | 0 | 0 | 0 | 0 | 0 | 2 |
| 20 | Miller, Kate | 1-3 | 0-0 | 1-2 | 1 | 3 | 4 | 1 | 3 | 0 | 1 | 0 | 13 |
| 22 | Johnson, Laura | 1-3 | 1-2 | 0-0 | 1 | 2 | 3 | 1 | 2 | 0 | 1 | 0 | 14 |
| 43 | Bowen, Megan | 1-2 | 0-0 | 0-0 | 1 | 2 | 3 | 1 | 2 | 0 | 1 | 1 | 13 |
| | Team | | | | 0 | 0 | 0 | | | | | | |
| | Totals | 30-57 | 5-11 | 9-12 | 11 | 21 | 32 | 12 | 74 | 18 | 11 | 4 | 9 |

FG % 1st Half: 16-26 61.5% 2nd half: 14-31 45.2% Game: 30-57 52.6%
3FG % 1st Half: 4-6 66.7% 2nd half: 1-5 20.0% Game: 5-11 45.5%
FT % 1st Half: 5-7 71.4% 2nd half: 4-5 80.0% Game: 9-12 75.0%

| Score by periods | 1st | 2nd | Total |
|------------------|-----|-----|-------|
| Navy | 38 | 23 | 61 |
| Princeton | 41 | 33 | 74 |

Last FG - NAVY 2nd-00:13, PRIN 2nd-02:15.
Largest lead - NAVY by 3, 1st-03:23, PRIN by 20 2nd-02:15.

Official Basketball Box Score -- Game Totals -- Final Statistics Lafayette vs Princeton 12/13/10 7:00 at Jadwin Gym - Princeton, N.J.

Lafayette 58 • 5-6

| # | Player | Total | 3-Ptr | Rebounds | PF | TP | A | To | Bk | Stl | Min |
|----|------------------|--------|--------|----------|-----|-----|-------|----|----|-----|-----|
| | | FG-FGA | FG-FGA | FT-FTA | Off | Def | Total | | | | |
| 21 | Wright, LaKeisha | 4-13 | 1-2 | | | | | | | | |

GAME #10 DREXEL 64 AT PRINCETON 52

PRINCETON, N.J. (12/17/10) - Trailing for the first time at home this season, the Princeton women's basketball team rallied to defeat Drexel 64-52 on Friday, Dec. 17 at Jadwin Gym. The win extends the Tigers win streak at home to 13, as Princeton completes 2010 with a perfect home court record.

Drexel held Princeton scoreless for 10:58, had four-point lead and forced Princeton's top player Niveen Rasheed into five fouls after playing 16 minutes. All had the workings of an upset. However, the Tigers rallied and found what they had to do to win.

Drexel had five turnovers in the first five minutes giving Princeton a 10-5 lead by the first media timeout at 14:31. Sharp three-point shooting by Jasmina Rosseel during a Drexel 10-4 run would help her team the lead.

The Tigers scored the next 10 points and made it a nine-point game, 24-15, at 8:12. However, a three by junior Laura Johnson at 9:21 would be Princeton's final basket from the field until 18:23 of the second half. Scoreless for 10:58, Princeton shot 0-for-11 during that stretch, while Drexel would score 10 points to take a 25-24 lead into the locker room.

Four minutes into the second half, Drexel reached its largest lead of the game, a four-point differential and had forced Rasheed into her third and fourth fouls and she took a seat on the bench.

The teams would trade buckets as Princeton couldn't yet find who would be its offensive spark. Hoping it would be Rasheed, she went back into the game and 10 seconds later would hit two free throws at 12:56 to get Princeton within one 33-32. Forty seconds later, Rasheed would foul out of the game, her first career disqualification.

That seemed to be the ignite the Princeton squad as the Tigers would take the lead three minutes later and wouldn't let go.

After Kamile Nacikaita drained a three, Princeton attacked and went on an 8-0. A three-pointer by Edwards at 9:07 would give the Tigers back the lead and Micir would drop in a jumper to make it a 40-35 with 8:25 left on the clock.

Drexel would score a string of free throws, five in fact, to tie the game up 40-40 at 6:32.

Devona Allgood and Edwards would each score points in the paint to help Princeton go up by four, 44-40 with a little more than five minutes left.

Nacikaita would go 2-for-2 from the line to get the Dragons within two, but it would be as close as they would get in the final minutes.

Micir and Edwards scored back-to-back three-pointers to make it an eight-point game. Another string of Drexel free throws, made it a four-point game, before Princeton went on a 8-2 run over the next three minutes to take its largest lead of the game, 58-48 with 53 seconds remaining on the clock.

Micir would go to the line six times in the final 45 seconds, as the Dragons purposefully fouled her twice to get possession. Entering the game shooting 100 percent from the foul line, Micir went 6-for-6 from the line to give the Tigers the 64-52 win.

Edwards had 17 points, five rebounds, five assists, two blocks and one steal. Micir was the leading scorer for Princeton with 18 points and had a team-high six rebounds. Allgood would also grab six boards and had 12 points. Princeton shot 44 percent from the field, 80 percent from the free-throw line and 44.4 percent from long range.

Nacikaita paced the Dragons with a double-double of 17 points and 10 rebounds. Rosseel had 11 points, four rebounds and two assists. The Dragons, who played just seven players, shot 35.6 percent overall, 40 percent from long range and 77.8 percent from the foul line.

Drexel falls to 6-2 on the season, while Princeton improves to 8-2.

Princeton will be back in action on Sunday, Dec. 19 when it travels to Philadelphia to take on St. Joseph's at 2 p.m.



Official Basketball Box Score - Game Totals - Final Statistics
Drexel vs Princeton
12/17/10 7:00 at Jadwin Gym - Princeton, N.J.

Drexel 52 • 6-2

| # | Player | Total | | | 3-Ptr | | | Rebounds | | | PF | TP | A | To | Bk | Stl | Min. |
|----|-------------------|-------|--------|-----------|-------|-------|-------|----------|-------|----------|----|----|---|-----|----|-----|------|
| | | FG | FGA | FT | FTA | FG | FGA | FT | FTA | Off | | | | | | | |
| 03 | Hale, Tyler | f | 3-6 | 0-0 | 1-2 | 0 | 3 | 4 | 7 | 0 | 2 | 0 | 1 | 0 | 0 | 26 | |
| 20 | Wootton, Taylor | f | 3-8 | 0-0 | 2-2 | 1 | 2 | 3 | 8 | 3 | 2 | 0 | 0 | 1 | 37 | | |
| 05 | Rosseel, Jasmina | g | 4-11 | 3-7 | 0-0 | 0 | 4 | 4 | 11 | 2 | 3 | 0 | 0 | 32 | | | |
| 12 | Crane, Marisa | g | 1-1 | 0-0 | 1-4 | 1 | 1 | 2 | 3 | 4 | 4 | 0 | 1 | 34 | | | |
| 23 | Nacikaita, Kamile | g | 1-5 | 3-6 | 6-6 | 1 | 9 | 10 | 4 | 17 | 0 | 5 | 1 | 37 | | | |
| 11 | Mershon, Hollie | g | 1-4 | 0-2 | 2-2 | 0 | 0 | 2 | 4 | 1 | 2 | 0 | 0 | 20 | | | |
| 30 | Flanagan, Fiona | g | 0-0 | 0-0 | 2-2 | 0 | 2 | 1 | 2 | 0 | 0 | 0 | 0 | 14 | | | |
| | Team | | | | | | | | | | | | | | | | |
| | Totals | | 16-45 | 6-15 | 14-18 | 7 | 21 | 17 | 52 | 10 | 19 | 1 | 6 | 200 | | | |
| | FG % 1st Half: | 9-23 | 39.1% | 2nd half: | 7-22 | 31.8% | Game: | 16-45 | 35.6% | Rebounds | | | | | | | |
| | 3FG % 1st Half: | 5-8 | 62.5% | 2nd half: | 1-7 | 14.3% | Game: | 6-15 | 40.0% | | | | | | | | |
| | FT % 1st Half: | 2-2 | 100.0% | 2nd half: | 12-16 | 75.0% | Game: | 14-18 | 77.8% | | | | | | | | |

Princeton 64 • 8-2

| # | Player | Total | | | 3-Ptr | | | Rebounds | | | PF | TP | A | To | Bk | Stl | Min. |
|----|------------------|-------|--------|-----------|-------|-------|-------|----------|-------|----------|----|----|----|-----|----|-----|------|
| | | FG | FGA | FT | FTA | FG | FGA | FT | FTA | Off | | | | | | | |
| 24 | Rasheed, Niveen | f | 0-4 | 0-0 | 4-4 | 1 | 3 | 4 | 5 | 4 | 0 | 4 | 1 | 1 | 16 | | |
| 30 | Edwards, Lauren | f | 7-14 | 2-5 | 1-3 | 0 | 5 | 0 | 17 | 5 | 2 | 2 | 1 | 37 | | | |
| 44 | Allgood, Devona | g | 6-9 | 0-0 | 4-2 | 6 | 3 | 12 | 1 | 3 | 0 | 0 | 32 | | | | |
| 03 | Polansky, Lauren | g | 2-5 | 1-1 | 0-0 | 3 | 6 | 3 | 5 | 3 | 1 | 6 | 37 | | | | |
| 23 | Micir, Addie | g | 4-14 | 3-9 | 7-8 | 0 | 6 | 2 | 18 | 1 | 0 | 1 | 26 | | | | |
| 11 | Hill, Krystal | g | 0-1 | 0-1 | 0-0 | 0 | 0 | 2 | 0 | 0 | 1 | 0 | 8 | | | | |
| 20 | Miller, Kate | g | 1-1 | 0-0 | 0-0 | 0 | 0 | 2 | 0 | 3 | 0 | 0 | 16 | | | | |
| 22 | Johnson, Laura | g | 2-2 | 2-2 | 0-0 | 0 | 3 | 3 | 2 | 1 | 0 | 0 | 13 | | | | |
| 43 | Bowen, Meagan | g | 0-0 | 0-0 | 0-0 | 0 | 0 | 0 | 0 | 0 | 0 | 0 | 4 | | | | |
| | Team | | | | | | | | | | | | | | | | |
| | Totals | | 22-50 | 8-18 | 12-15 | 8 | 25 | 13 | 64 | 12 | 16 | 6 | 10 | 200 | | | |
| | FG % 1st Half: | 9-24 | 37.5% | 2nd half: | 13-26 | 50.0% | Game: | 22-50 | 44.0% | Rebounds | | | | | | | |
| | 3FG % 1st Half: | 4-11 | 36.4% | 2nd half: | 4-7 | 57.1% | Game: | 8-18 | 44.4% | | | | | | | | |
| | FT % 1st Half: | 2-2 | 100.0% | 2nd half: | 10-13 | 76.9% | Game: | 12-15 | 80.0% | | | | | | | | |

Officials: Terry Funk, Norm Jones, Shannon Fee
Technical fouls: Drexel None, Princeton None
Attendance: 471

| Score by periods | 1st | 2nd | Total |
|------------------|-----|-----|-------|
| Drexel | 23 | 27 | 52 |
| Princeton | 24 | 40 | 64 |

Last FG - Drexel 12:00-22, PRIN 22:00-53.
Largest lead - Drexel: by a 4-15-15, PRIN by 12:00-09-29.

| Points | In | Off | 2nd | Fast | Bench |
|--------|----|-----|-----|------|-------|
| DREXEL | 16 | 19 | 6 | 0 | 6 |
| PRIN | 22 | 17 | 7 | 0 | 8 |

Score tied - 3 times.
Lead changed - 6 times.

| Score by periods | 1st | 2nd | OT1 | OT2 | Total |
|------------------|-----|-----|-----|-----|-------|
| Princeton | 26 | 25 | 4 | 6 | 61 |
| St. Joseph's | 24 | 27 | 4 | 15 | 70 |

Officials: Natasha Harris, Carmen Portorreal, Vidmantas Petrulis
Technical fouls: Princeton None, Saint Joseph's None
Attendance: 313

| Points | In | Off | 2nd | Fast | Bench |
|--------|----|-----|-----|------|-------|
| PRIN | 29 | 18 | 2 | 9 | 9 |
| SJU | 30 | 16 | 2 | 6 | 11 |

Last FG - PRIN 02:02-06, SJU 02:02-00.
Largest lead - PRIN by 10:25-11-54, SJU by 10:18-02-25.

Score tied - 8 times.
Lead changed - 5 times.

GAME #11 PRINCETON 61 AT ST. JOE'S 70

PRINCETON, N.J. (12/17/10) - St. Joseph's snapped Princeton's five-game win streak as Michelle Baker scored a career-high 28 points to lead her team to a 70-61 double-overtime victory over Princeton in women's basketball on Sunday, Dec. 19 at Hagan Arena.

The story of the game was free throws. It's what won the game for the Hawks and what kept the Tigers from earning their ninth win of the season. Princeton shot 5 for 13 (38.5 percent) from the line, going 3 for 10 during regulation. Normally, the Tigers are a sharp free-throw shooting team, the second in the league at 76.3 percent. St. Joe's would score the game's last eight points from the foul line, shooting 8 for 8 to win the game.

St. Joseph's would hold the lead for nearly the entire first half with Princeton finally getting the go-ahead with 19 seconds to play, 26-24, on a basket by Lauren Edwards.

St. Joe's grabbed a 6-2 lead to start the game, getting all six points off of turnovers. Princeton committed five in the first five minutes. The Hawks continued to expand their lead working their way to a 10-point edge, 19-9 at 9:01. Baker led the way, scoring five of St. Joseph's 11.

A basket by Edwards sparked an 8-0 run by the Tigers. Kate Miller hit a three from the top of the key and Edwards would drain one from the left wing to get her team within two, 19-17 at 6:43.

Erin Shields hit a three-pointer for the Hawks before Devona Allgood scored her first of the game with a hook shot. Katie Kuester answered with a jumper to keep St. Joseph's ahead by five, 24-19 with 5:20 to play.

A steal by Edwards was converted into a three by Laura Johnson, and a steal and fast break by Niveen Rasheed resulted in her own basket to tie the game at 24 with 1:47 on the clock.

On the next run down the court, Rasheed blocked Ashley Primm's shot to get the Tigers possession and Edwards would hit a jumper to give Princeton its first lead since 19:01, 26-24, with 19 seconds to play.

Baker would sink her fourth basket to start the second half, to tie the game at 26, but Princeton would work its way up to a 10-point lead at 11:54 on a 14-4 run, with Micir scoring two from behind the arc during that time.

The lead would quickly be diminished as the Hawks answered with a 12-3 run to make it a one-point game, 43-42 with a little less than five minutes to play. Baker would score seven of her team's 12 points during the run.

Edwards tried to keep the lead strong with a jumper before the team's traded baskets.

Two fouls on Princeton led to St. Joe's getting the lead back for the first time since 19:01, 26-24, with 19 seconds to play.

Baker would sink her fourth basket to start the second half, to tie the game at 26, but Princeton would work its way up to a 10-point lead at 11:54 on a 14-4 run, with Micir scoring two from behind the arc during that time.

The lead would quickly be diminished as the Hawks answered with a 12-3 run to make it a one-point game, 43-42 with a little less than five minutes to play. Baker would score seven of her team's 12 points during the run.

Edwards tried to keep the lead strong with a jumper before the team's traded baskets.

Two fouls on Princeton led to St. Joe's getting the lead back for the first time since 19:01, 26-24, with 19 seconds to play.

Baker would sink her fourth basket to start the second half, to tie the game at 26, but Princeton would work its way up to a 10-point lead at 11:54 on a 14-4 run, with Micir scoring two from behind the arc during that time.

The lead would quickly be diminished as the Hawks answered with a 12-3 run to make it a one-point game, 43-42 with a little less than five minutes to play. Baker would score seven of her team's 12 points during the run.

Edwards tried to keep the lead strong with a jumper before the team's traded baskets.

Two fouls on Princeton led to St. Joe's getting the lead back for the first time since 19:01, 26-24, with 19 seconds to play.

Baker would sink her fourth basket to start the second half, to tie the game at 26, but Princeton would work its way up to a 10-point lead at 11:54 on a 14-4 run, with Micir scoring two from behind the arc during that time.

The lead would quickly be diminished as the Hawks answered with a 12-3 run to make it a one-point game, 43-42 with a little less than five minutes to play. Baker would score seven of her team's 12 points during the run.

Edwards tried to keep the lead strong with a jumper before the team's traded baskets.

Two fouls on Princeton led to St. Joe's getting the lead back for the first time since 19:01, 26-24, with 19 seconds to play.

Baker would sink her fourth basket to start the second half, to tie the game at 26, but Princeton would work its way up to a 10-point lead at 11:54 on a 14-4 run, with Micir scoring two from behind the arc during that time.

The lead would quickly be diminished as the Hawks answered with a 12-3 run to make it a one-point game, 43-42 with a little less than five minutes to play. Baker would score seven of her team's 12 points during the run.

Edwards tried to keep the lead strong with a jumper before the team's traded baskets.

Two fouls on Princeton led to St. Joe's getting the lead back for the first time since 19:01, 26-24, with 19 seconds to play.

Baker would sink her fourth basket to start the second half, to tie the game at 26, but Princeton would work its way up to a 10-point lead at 11:54 on a 14-4 run, with Micir scoring two from behind the arc during that time.

The lead would quickly be diminished as the Hawks answered with a 12-3 run to make it a one-point game, 43-42 with a little less than five minutes to play. Baker would score seven of her team's 12 points during the run.

Edwards tried to keep the lead strong with a jumper before the team's traded baskets.

Two fouls on Princeton led to St. Joe's getting the lead back for the first time since 19:01, 26-24, with 19 seconds to play.

Baker would sink her fourth basket to start the second half, to tie the game at 26, but Princeton would work its way up to a 10-point lead at 11:54 on a 14-4 run, with Micir scoring two from behind the arc during that time.

The lead would quickly be diminished as the Hawks answered with a 12-3 run to make it a one-point game, 43-42 with a little less than five minutes to play. Baker would score seven of her team's 12 points during the run.

Edwards tried to keep the lead strong with a jumper before the team's traded baskets.

Two fouls on Princeton led to St. Joe's getting the lead back for the first time since 19:01, 26-24, with 19 seconds to play.

Baker would sink her fourth basket to start the second half, to tie the game at 26, but Princeton would work its way up to a 10-point lead at 11:54 on a 14-4 run, with Micir scoring two from behind the arc during that time.

The lead would quickly be diminished as the Hawks answered with a 12-3 run to make it a one-point game, 43-42 with a little less than five minutes to play. Baker would score seven of her team's 12 points during the run.

Edwards tried to keep the lead strong with a jumper before the team's traded baskets.

GAME #12 PRINCETON 67 AT DAVIDSON 61

DAVIDSON, N.C. (12/29/10) - A well-balanced attack gave the Princeton women's basketball team a 67-61 win over Davidson on Wednesday, Dec. 29 at Belk Arena, in the Tigers' first game back in 10 days.

Dubbed the hometown hero of Huntersville, junior Devona Allgood scored 15 points and led the team on the glass with eight rebounds and two blocks. Senior Addie Micir paced the Tigers offensively with 16 points, seven rebounds and four assists. Sophomore Niveen Rasheed added 13 points, five rebounds, five steals and two assists. Junior Lauren Edwards was also in double digits with 11 points, seven boards, three assists, and a block and a steal apiece.

Princeton rebounded Davidson 39-30 and did a great job shooting the ball from the outside, shooting 46.2 percent against a team that holds opponents to 24 percent from long range. The Tigers also sent the Wildcats to line only five times in 40 minutes.

The travel saga began with a slew of players getting derailed on flights back into New Jersey, due to the snowstorm that hit the Northeast, the final player arriving at 2 a.m., on Tuesday morning. After a cancelled flight out of Newark, Princeton made the 10-hour drive to Huntersville, N.C. on Tuesday, leaving Jadwin Gym at 9:30 a.m., and arriving at 7:30 p.m.

Davidson grabbed a four-point lead to start the game getting all four points off of Princeton turnovers.

The Tigers responded with a 7-0 run to take the 7-4 lead, but Ashley Lay drained a three to tie the game at 15:38.

It would be the Wildcats last bucket from the field as the Tigers held them scoreless for 6:27 while expanding their lead to eight, 16-8. During that first 11:08, Princeton dominated the glass with 12 boards to Davidson's three.

The Wildcats, however, would answer with their own 11-2 run to take a one-point lead, 19-18, with 3:59 remaining in the half.

Princeton would shoot 0-for-7 during that span before sophomore Megan Bowen ended the drought with a layup at 3:40 and gave the Tigers back the one-point lead.

The teams would exchange leads with 6-4 Lithuanian Sophia Aleksandravicius giving her team the one-point go ahead at 3:29 before Rasheed put Princeton back ahead by one 20 seconds later. Senior Krystal Hill layed the ball in to give Princeton a 24-21 lead at 1:21 but Barbara Sittion hit a jumper on the other end to make it a one-point game once again with less than a minute to play.

Micir would hit the back end of two free throws, and finished the game 7-for-8 from the line, to give the Tigers the two-point lead headed into the locker room.

Allgood and Rasheed would combine for nine points to start the second half, which gave Princeton a 34-28 lead and a long ball from junior Laura Johnson gave the Tigers a nine-point advantage at 15:33.

Seconds later Rasheed would suffer a knee injury and was forced to leave the game, leaving the rest up to her fellow Tigers.

Aleksandravicius would hit back-to-back baskets before Princeton went on a 9-0 run to take a 14-point lead, 46-32 midway through the second stanza.

A layup in transition by Allgood gave Princeton its largest lead, a 15-point advantage, 51-36, at 8:52.

The Wildcats would hold the Tigers scoreless from the field once again and had a 10-3 run to make it a seven-point game with a little more than six minutes to play.

Two minutes later it was a four-point game, 57-53.

Edwards dropped in a jumper and Micir drained a three to get the Tigers back up by nine, 62-53 with 1:34 on the clock. Sheeeka Carter made it a two-possession game with a long ball of her own, and the teams traded free throws to keep Princeton out in front by six, 64-58, with 24 ticks remaining.

Davidson would foul, and Princeton would make three more free throws to take a 67-58 lead.

At the buzzer, Lay would hit a three to settle the score 67-61.

Aleksandravicius finished the game with 19 points, five rebounds all of which came on the defensive end, five blocks and five steals. Lay earned 14 points, four rebounds and two steals. Jasmine Calin and Center both added eight points. The Wildcats shot 41.1 percent (23-56) overall, was 33.3 percent from behind the arc and was 60 percent from the foul line.

The Tigers shot 44.6 percent (25-56) from the field, shot 46.2 percent from behind the arc and 85.7 percent from the free-throw line.



Official Basketball Box Score - Game Totals - Final Statistics
Princeton vs Davidson
12/29/10 7:00 p.m. at Davidson, N.C. - John M. Belk Arena

GAME #13 PRINCETON 71 AT WAKE FOREST 63

WINSTON-SALEM, N.C. (12/31/10) - Junior Lauren Edwards scored a season-high 21 points and matched her career-best of four three pointers in a game, to lead the Princeton women's basketball team to a 71-63 win over Wake Forest on New Year's Eve day at Joel Coliseum.

It marks Princeton first win over an ACC team since 1989 when the Tigers defeated North Carolina.

Senior Addie Micir added 15 points, and is now three away from 1,000 career points. Micir led the team on the glass with six rebounds, and had a team-best five assists. She also led the team in assists with five and had two steals. Junior Laura Johnson and sophomore Meg Bowen each added nine points.

Princeton had a different lineup for the second straight game, as the Tigers were without the league's leading scorer Niveen Rasheed. Rasheed suffered a knee injury in the Davidson game and will be evaluated by Princeton doctors upon return to the Garden State.

Wake Forest doubled the post, limiting points for center Devona Allgood and her fellow Tigers in the paint, however it left the wings wide open for three-point opportunities. Princeton shot 50 percent from long range (11-22), sinking nine in the first half. Allgood would pick up eight points and would get into foul trouble early in the second half.

The lead would change hands five hands in the first four minutes of the game. The Demon Deacons would go on a 6-0 run in a span of 1:35 to take a 10-5 lead at 14:14. The Tigers responded with their own 6-0 run to regain the lead, 11-10, on a three from sophomore Kate Miller at the top of the key, the Tigers' third of the half.

A three by Brittany Waters put Wake Forest back up by two but an old-fashioned three-point play by Bowen put Princeton back on top by one, 14-13 at 10:40.

Wake capitalized on Princeton turnovers getting 10 of 13 points off of the Tigers' eight turnovers midway through the first half.

Princeton would work its way up to a nine-point lead, 26-17, with Edwards, Johnson and Lauren Polansky all draining buckets from long range - Edwards getting two with a little more than five to play in the half.

A minute later Micir made it a 10-point game after getting fouled by Brooke Thomas taking a three, and making all three from the foul line.

The Deacons would cut the lead back to three, 29-26, with 2:20 to play, getting all three baskets off of Princeton turnovers at midcourt.

Princeton would respond on an 8-1 run, with Edwards hitting two more threes and Bowen knocking in a layup to take a 10-point edge once again, 37-27 with 33 seconds left.

Jaymee Carnes would drill a three from the top of the key with 24 seconds to play to make it a seven-point game, 37-30 at halftime.

Despite the 16 turnovers in the first half, Princeton shot 60 percent (12-20) and was 9-for-13 from long range, and 4-for-4 from the line.

Wake Forest started the second half on a 6-2 run to cut the lead back to three, 39-36. Bowen kept the Tigers in the game getting two in the paint to keep Princeton in the lead by five. A three by Micir pushed the lead back out to eight, 46-38 at 16:18.

The Deacons would take the lead, 49-48, at 10:42 on a 9-0 run, with Waters scoring the first five points.

Princeton couldn't get it going on offense, shooting 1-for-7 from behind the arc to this point in the second half.

Allgood would end Princeton's nearly six-minute scoring drought with a layup at 9:21, and Johnson would follow up with her third long ball of the afternoon, matching her season best from outside the circle to give Princeton a 53-49 edge.

Six minutes later, at 3:27, the Tigers retained the four-point lead. It would be a free-throw clinic the remainder of the game. Princeton collected the next four points to take back the eight-point game, 62-54. Micir would get the Tigers back out ahead hitting four straight free throws, to make it a 68-58 game with 28 seconds to play. Secily Ray would hit a jumper to make it 68-60 with 20 ticks left, and the Tigers would keep that lead to end the game, 71-63.

The Deacons were led by Brittany Waters who had 11 points on the afternoon, while Asia Williams recorded a double-double with 10 points and 12 rebounds. Mykala Walker, Brooke Thomas had 10 points apiece. Thomas would lead her team in assists, dishing out five, and had the lone block on the team. Wake Forest shot 50.9 percent from the floor, 35.7 percent from behind the arc and 44.4 percent from the line. The squad falls to 7-7 on the season.

Princeton shot 47.7 percent from the field and 27 percent from the charity stripe (18-25).

Official Basketball Box Score - Game Totals - Final Statistics
Princeton vs Wake Forest
12/31/10 2:00 pm at Winston-Salem, NC - Joel Coliseum

| Princeton 71 • 10-3 | | Total | | 3-Ptr | | Rebounds | | FT-FTA | | Off Def Tot | | PF TP | | A TO Bk Stl | | Min | | | |
|---------------------|------------------|-------------|------|-------------|-----|-------------|-----|--------|-----|-------------|----|-------|---|-------------|----|-----|-----|---------------------|--|
| # | Player | FG | FGA | FG | FGA | FT | FTA | Off | Def | Total | PF | TP | A | TO | Bk | Stl | Min | | |
| 23 | Micir, Addie | f | 2-7 | 2-6 | 9-9 | 0 | 6 | 3 | 13 | 5 | 3 | 0 | 2 | 1 | 0 | 0 | 37 | | |
| 30 | Edwards, Lauren | f | 6-13 | 4-9 | 5-6 | 1 | 2 | 3 | 1 | 21 | 3 | 4 | 1 | 1 | 1 | 3 | 34 | | |
| 44 | Allgood, Devona | c | 4-9 | 0-0 | 0-1 | 2 | 3 | 5 | 8 | 1 | 4 | 0 | 0 | 0 | 0 | 0 | 19 | | |
| 11 | Hill, Krystal | g | 0-1 | 0-1 | 0-0 | 0 | 0 | 1 | 0 | 2 | 5 | 0 | 0 | 0 | 0 | 0 | 11 | | |
| 22 | Johnson, Laura | g | 4-8 | 1-3 | 1-2 | 0 | 0 | 4 | 4 | 1 | 9 | 1 | 2 | 0 | 1 | 2 | 26 | | |
| 03 | Polansky, Lauren | g | 1-1 | 1-1 | 1-4 | 1 | 2 | 3 | 4 | 2 | 1 | 1 | 0 | 1 | 0 | 3 | 31 | | |
| 10 | Hung, Nicole | g | 0-0 | 0-0 | 0-0 | 0 | 0 | 0 | 0 | 0 | 0 | 0 | 0 | 0 | 0 | 0 | 4 | | |
| 20 | Miller, Kate | g | 1-1 | 1-1 | 2-4 | 0 | 1 | 1 | 5 | 2 | 0 | 0 | 1 | 1 | 0 | 1 | 18 | | |
| 43 | Bowen, Megan | g | 4-6 | 0-0 | 1-1 | 1 | 2 | 1 | 9 | 1 | 1 | 1 | 1 | 0 | 0 | 0 | 20 | | |
| Team | | | | | | | | 2 | | 2 | | | | | | | | | |
| Totals | | 21-44 | | 11-22 | | 18-25 | | 7 | | 20 | | 27 | | 16 | | 71 | | | |
| FG % 1st Half: | | 12-20 60.0% | | 9-24 37.5% | | 21-44 47.7% | | | | | | | | | | | | Deadball Rebounds 3 | |
| 3FG % 1st Half: | | 9-13 69.2% | | 2-9 22.2% | | 11-22 50.0% | | | | | | | | | | | | Deadball Rebounds 3 | |
| FT % 1st Half: | | 4-4 100.0% | | 14-21 66.7% | | 18-25 72.0% | | | | | | | | | | | | Deadball Rebounds 1 | |

| Wake Forest 63 • 7-7 | | Total | | 3-Ptr | | Rebounds | | FT-FTA | | Off Def Tot | | PF TP | | A TO Bk Stl | | Min | | | |
|----------------------|-----------------|-------------|------|-------------|-----|-------------|-----|--------|-----|-------------|----|-------|---|-------------|----|-----|-----|---------------------|--|
| # | Player | FG | FGA | FG | FGA | FT | FTA | Off | Def | Total | PF | TP | A | TO | Bk | Stl | Min | | |
| 23 | Secily Ray | f | 1-3 | 0-0 | 0-0 | 2 | 3 | 0 | 2 | 1 | 2 | 0 | 2 | 2 | 0 | 0 | 22 | | |
| 03 | Asia Williams | f | 4-5 | 0-0 | 2-4 | 4 | 8 | 12 | 3 | 10 | 2 | 2 | 0 | 0 | 0 | 0 | 27 | | |
| 13 | Mykala Walker | c | 5-6 | 0-0 | 0-1 | 1 | 4 | 5 | 2 | 10 | 1 | 3 | 0 | 0 | 0 | 0 | 25 | | |
| 01 | Brooke Thomas | g | 4-8 | 1-3 | 1-2 | 0 | 0 | 3 | 10 | 5 | 4 | 1 | 2 | 0 | 0 | 2 | 26 | | |
| 22 | Lakevia Boykin | g | 2-5 | 0-1 | 0-0 | 1 | 3 | 4 | 2 | 4 | 0 | 1 | 0 | 1 | 0 | 1 | 21 | | |
| 02 | Erin Hall | g | 0-0 | 0-0 | 0-0 | 0 | 0 | 0 | 0 | 0 | 0 | 0 | 0 | 0 | 0 | 0 | 2 | | |
| 05 | Chelsea Douglas | g | 1-6 | 0-3 | 0-0 | 0 | 0 | 2 | 2 | 0 | 0 | 0 | 0 | 0 | 0 | 0 | 14 | | |
| 11 | Patrice Johnson | g | 1-4 | 1-2 | 0-0 | 1 | 1 | 0 | 1 | 0 | 3 | 4 | 2 | 0 | 0 | 0 | 18 | | |
| 20 | Brittany Waters | g | 4-10 | 2-4 | 1-2 | 0 | 1 | 3 | 11 | 0 | 2 | 0 | 0 | 0 | 0 | 0 | 17 | | |
| 21 | Sandra Garcia | g | 0-1 | 0-0 | 0-0 | 0 | 0 | 0 | 0 | 0 | 0 | 0 | 0 | 0 | 0 | 0 | 5 | | |
| 29 | Jaymee Carnes | g | 3-3 | 1-1 | 0-0 | 0 | 1 | 2 | 7 | 0 | 2 | 0 | 1 | 1 | 0 | 0 | 11 | | |
| 31 | Lindsay Wright | g | 2-2 | 0-0 | 0-0 | 0 | 0 | 0 | 3 | 4 | 1 | 0 | 0 | 0 | 0 | 0 | 12 | | |
| Team | | | | | | | | 0 | | 0 | | | | | | | | | |
| Totals | | 27-53 | | 5-14 | | 4-9 | | 10 | | 20 | | 63 | | 16 | | 19 | | | |
| FG % 1st Half: | | 13-27 48.1% | | 14-26 53.8% | | 27-53 50.9% | | | | | | | | | | | | Deadball Rebounds 3 | |
| 3FG % 1st Half: | | 3-9 33.3% | | 2-5 40.0% | | 5-14 35.7% | | | | | | | | | | | | Deadball Rebounds 3 | |
| FT % 1st Half: | | 3-3 100.0% | | 3-6 50.0% | | 4-9 44.4% | | | | | | | | | | | | Deadball Rebounds 1 | |

Officials: Bryan Enterline, Jennifer Rezac, Kristi Vero
Technical Fouls: Princeton-None, Wake Forest-None
Attendance: 501

| Score by periods | 1st | 2nd | Total | Points | In | Off | 2nd | Fast |
|------------------|-----|-----|-------|--------|----|-----|-----|------|
| Princeton | 37 | 34 | 71 | PRIN | 20 | 17 | 9 | 18 |
| Wake Forest | 30 | 33 | 63 | WF | 32 | 26 | 11 | 4 |

Last FG - LAS 2nd-01:57, WF 3rd-00:10, Largest lead - PRIN by 10 1st-04:07, WF by 5 1st-14:14, Score tied - 1 time, Lead changed - 9 times.

GAME #14 LA SALLE 51 AT PRINCETON 94

PRINCETON, N.J. (1/14/11) - Senior Addie Micir scored her 1,000th career point and led her Princeton women's basketball team to a 94-51 win over La Salle on Tuesday, Jan. 4 at Jadwin Gym.

Micir became the 18th women's basketball player in Princeton history to reach 1,000 points for her career. Micir joined the 1,000 Point Club on her first shot the game, hitting her 38th three-point basket of the season. She finished the game with 17 points, four rebounds, three assist, two steals and one block.

Junior Devona Allgood had 15 points, six rebounds, a block and a steal. Classmate Laura Johnson added a season-high 12 points and a game-high five steals and freshman Nicole Hung dropped in 10 points. Freshman Alex Rodgers matched Allgood in rebounds with six and added eight points, five assists and one steal. Sophomore Megan Bowen matched her career-high in points with nine.

As a team Princeton shot 54.7 percent (35-64), the third time the Tigers have finished a game shooting over 50 percent this season. From the foul line, Princeton hit 12-of-18, and was 52.2 percent from behind the arc, making 12-of-23.

Princeton quickly jumped out to a 10-point lead, 14-4, at 14:59.

However La Salle made it a three-point game, 18-15, nearly five minutes later. Ebonee Jones and Jessi Kocik combined for 15 points on the 11-4 run.

The Tigers quickly ended the Explorers' run on a 10-3 streak, with Lauren Edwards, Micir and Johnson all draining three-pointers and Lauren Polansky burying a layup to make it a 14-point game, 29-15, at 7:02.

Ashley Gale would score her team's next five points to make it an 11-point game but it would be the Explorers' last points of the half.

Hung went on a personal 7-0 run, shooting 2-for-2 from the free-throw line, hitting a jumper and a long ball to put the Tigers ahead by 18, 38-20. Her seven points in less than three minutes surpassed her personal best of six points in a game, as she finished with 10.

Johnson added a long jumper and Micir hit her third three of the half to send her team into the locker room with a 43-20 lead.

Princeton shot 50 percent (17-34) in the first half, the eighth time the team has shot over 50 percent in a half this season. La Salle hit just nine of its 34, for 26.5 percent shooting.

La Salle continued its offensive struggles in the second half. It would be held without a basket from the field for 9:37, spanning both halves. Jones would end the drought at 15:02, but Princeton had expanded on its lead, and was up 53-20.

Four minutes later Princeton had a 40-point edge, 65-25 on a three from the wing by Rodgers. Micir would follow up with two threes herself making it 44-point game.

The team's would go back-and-forth for the remainder of the game, with 18 points coming from the free-throw line and 28 from the floor.

The Tigers would take their largest lead of the game, and of the season, a 47-point advantage with 2:11 to play on a three ball from Rodgers, 94-47. La Salle would close out the game with the final two baskets.

Tonight's game marked Princeton's largest margin of victory over an opponent this season and the third time this season the Tigers have beaten a team by 40+ points. It is also the most points amassed in a game this season for the Tigers.

Gale led all players with 23 points on 6-for-20 shooting. She added seven rebounds, four steals and one block and one assist. Jones finished with 13 points, four rebounds, two assists, two steals and a block. Kocik picked up a double-double with 12 points and team-best 10 rebounds.

La Salle shot 28.6 percent overall, 80 percent from the line and 15.8 percent from long range. The Explorers fall to 4-10 on the season.

Princeton improves to 11-3 overall and opens up Ivy League play on Saturday, Jan. 8 hosting Penn at 6 p.m.

Official Basketball Box Score - Game Totals - Final Statistics
La Salle vs Princeton
01/04/11 7:00 at Jadwin Gym - Princeton, N.J.

| La Salle 51 • 4-10 | | Total | | 3-Ptr | | Rebounds | | FT-FTA | | Off Def Tot | | PF TP | | A TO Bk Stl | | Min | | | |
|--------------------|----------------------|------------|------|-------------|------|-------------|-----|--------|-----|-------------|----|-------|---|-------------|----|-----|-----|---------------------|--|
| # | Player | FG | FGA | FG | FGA | FT | FTA | Off | Def | Total | PF | TP | A | TO | Bk | Stl | Min | | |
| 31 | KOCIK, Jessi | f | 6-12 | 0-0 | 0-0 | 7 | 3 | 10 | 3 | 12 | 1 | 2 | 0 | 0 | 0 | 0 | 40 | | |
| 35 | CONNOR, Chelsea | f | 1-4 | 0-2 | 0-0 | 1 | 2 | 3 | 2 | 0 | 1 | 0 | 0 | 0 | 0 | 0 | 20 | | |
| 03 | BRVANT, Michea | g | 0-2 | 0-0 | 0-0 | 0 | 4 | 0 | 0 | 0 | 4 | 0 | 0 | 0 | 0 | 0 | 18 | | |
| 05 | GALE, Ashley | g | 6-20 | 2-12 | -9-9 | 3 | 4 | 7 | 2 | 23 | 1 | 8 | 1 | 4 | 0 | 0 | 35 | | |
| 14 | JONES, Ebonee | g | 5-17 | 1-5 | 2-4 | 2 | 2 | 4 | 1 | 13 | 2 | 5 | 1 | 2 | 0 | 0 | 36 | | |
| 04 | ORTIZ, Nikki | g | 0-1 | 0-0 | 0-0 | 0 | 1 | 0 | 0 | 1 | 0 | 1 | 0 | 0 | 0 | 0 | 12 | | |
| 11 | DUNCAN, Nadia | g | 0-1 | 0-0 | 1-2 | 2 | 3 | 5 | 2 | 1 | 2 | 4 | 0 | 2 | 0 | 0 | 26 | | |
| 40 | MCCALLGHERN, Michele | g | 0-6 | 0-0 | 0-0 | 0 | 0 | 0 | 3 | 0 | 0 | 0 | 0 | 0 | 0 | 0 | 13 | | |
| Team | | | | | | | | 4 | | 1 | | 5 | | | | | | | |
| Totals | | 18-63 | | 3-19 | | 12-15 | | 19 | | 38 | | 14 | | 51 | | 10 | | | |
| FG % 1st Half: | | 9-34 26.5% | | 9-29 31.0% | | 18-63 28.6% | | | | | | | | | | | | Deadball Rebounds 1 | |
| 3FG % 1st Half: | | 2-10 20.0% | | 1-9 11.1% | | 3-19 15.8% | | | | | | | | | | | | Deadball Rebounds 1 | |
| FT % 1st Half: | | 0-0 0.0% | | 12-15 80.0% | | 12-15 80.0% | | | | | | | | | | | | Deadball Rebounds 1 | |

| Princeton 94 • 11-3 | | Total | | 3-Ptr | | Rebounds | | FT-FTA | | Off Def Tot | | PF TP | | A TO Bk Stl | | Min | |
|---------------------|------------------|-------|------|-------|-----|----------|-----|--------|-----|-------------|----|-------|---|-------------|----|-----|-----|
| # | Player | FG | FGA | FG | FGA | FT | FTA | Off | Def | Total | PF | TP | A | TO | Bk | Stl | Min |
| 03 | Edwards, Lauren | f | 4-9 | 2-4 | 0-0 | 3 | 2 | 5 | 1 | 10 | 3 | 1 | 0 | 0 | 0 | 0 | 18 |
| 44 | Allgood, Devona | c | 7-10 | 0-0 | 1-4 | 2 | 4 | 6 | 1 | 15 | 0 | 0 | 1 | 1 | 0 | 0 | 21 |
| 03 | Polansky, Lauren | g | 1-3 | 0-1 | 0-0 | 1 | 4 | 5 | 0 | 2 | 6 | 1 | 0 | 3 | 0 | 0 | 18 |
| 22 | Johnson, Laura | g | 3-10 | 2-5 | 0-0 | 0 | 1 | 1 | 12 | 2 | 1 | 0 | 0 | 0 | 0 | 0 | 27 |
| 23 | Micir, Addie | g | 6-10 | 5-7 | 0-0 | 1 | 3 | 4 | 0 | 17 | 3 | 0 | 1 | 2 | 0 | 0 | 26 |
| 05 | Rodgers, Alex | g | 5-6 | 2-0 | 0-0 | 0 | 1</ | | | | | | | | | | |

GAME #16 PRINCETON 70 AT BROWN 48

PROVIDENCE, R.I. (1/28/11) - Junior Devona Allgood recorded a double-double and senior Addie Micir scored 18 as the Princeton women's basketball team posted a 70-48 win over Brown on Friday, Jan. 28 at the Pizzitola Sports Center.

The game was the Tigers' first in 24 days, due to exams and semester break. Princeton improves to 13-3 overall and 2-0 in the Ivy League.

Micir hit a three on Princeton's first possession as the Tigers held control of the game from the opening tip. However it would be the long ball that would give Brown a 12-11 lead at 13:42. All 12 points came off of three-point baskets from Lindsay Steele, Hannah Passafiume and two from Lindsay Nickel.

Junior Lauren Edwards and Micir would hit back-to-back baskets from behind the arc to put the Tigers back out ahead, 17-12 midway through the first half. After a layup from Sheila Dixon, Princeton would go on a 9-0 run to take a double-digit lead, 26-14.

Nickel would collect her third three-point basket of the game, as the teams would trade baskets for the final 5:30 of the half.

Edwards would drain another three at the buzzer to give Princeton a 35-22 lead at halftime.

Both teams would have six made threes at the half, with the Tigers shooting 6-for-11 and Brown 6-for-14 from behind the arc.

The Tigers grabbed a 24-point lead, 48-24, with a 13-2 run to start the second half. Micir would hit two more threes and Kate Miller added four points in the stretch.

It would take 10 minutes for Princeton to regain that 24-point lead as Brown responded with an 11-1 run holding Princeton scoreless from the field for 6:41 to make it an 14-point game, 49-35 at 8:29.

Allgood would end Princeton's cold stretch with a layup and one at 8:06, 52-35. The Tigers would take back that 24-point lead on a 9-2 spurt, led by Edwards' five points, making it a 61-37 game at 4:33.

Brown would get as close as 17, 65-48, with 49 seconds left before freshman Alex Rodgers closed out the game with five points.

Micir would match her career best for three's in a game with six, a mark she has reached in six games in her career. Allgood's double-double was her first since Princeton defeated USC in late November, as she scored 10 points and had 11 rebounds. She would also pick up a career-high six blocks. Edwards was also in double digits in scoring with 13 points. Sophomore Meg Bowen was second on the team in rebounds with six, and she also scored six. Junior Laura Johnson led the team in assists with four.

Princeton shot 43.3 percent (26-60) overall, 47.6 percent (10-21) from behind the arc and was 57.1 percent (8-14) from the stripe.

Nickel would score 11 points to lead the Bears in scoring. Aileen Daniels and Passafiume had seven each, while Dixon added six and a team-high four steals. Daniels and Passafiume had five rebounds apiece. Brown shot 29.5 percent (18-61) overall, 30 percent from long range (6-20) and went 6-for-9 from the line. Brown falls to 4-13 overall and 0-3 in the league.

GAME #17 PRINCETON 52 AT YALE 37

NEW HAVEN, Conn. (1/29/11) - It was a second half surge with junior Lauren Edwards leading the charge as Princeton women's basket turned in a 52-37 win over Yale on Saturday, Jan. 29 at Lee Amphitheater. After scoring just one basket in the first half, Edwards would score nearly half of her team's second-half points with 15 of the Tigers' 32.

It was a back and forth affair in the first half that saw eight lead changes and two scoring ties, as Princeton struggled to find its rhythm on either end of the court.

The Tigers' offense started to come together and the defense clamped down, holding Yale to 4-for-19 shooting in the second half. Princeton also forced Yale into seven turnovers in the first 13 minutes, which enabled the Tigers to take the lead.

A three by Jenna Graf stretched Yale's lead to five at the start of the second half, but the Tigers responded with back-to-back layups to make it a one-point game, 25-24 at 17:39. Two minutes later Devona Allgood had the game tied at 26-26.

A three-point play by Addie Micir gave Princeton its first lead since 2:11 in the first half, when she gave her team a 29-28 lead at 14:40. Edwards gave the Tigers' a three-point lead with a jumper 40 seconds later, 31-28.

After a basket by Graf, Edwards scored a pull-up jumper that would spark not only the offense, as Princeton went on a 14-1 run to make it a 15-point game, but also on the defensive end as Yale would be held scoreless from the field for 10:04.

An Allie Messimer layup at 3:42 would end the Bulldogs drought but the damage had already been done, as Princeton went on to the 52-37 win.

Mady Gobrecht opened the game with a layup and would be the only Bulldog to swish the net, as she scored nine points in the first 5:26. Princeton would get its nine points from Lauren Polansky, Allgood and Edwards, as the team's stood tied at 9-9 at 13:24.

A three by Messimer gave Yale its largest lead, 13-9, at 10:41. Princeton responded with a 7-2 run to take the lead, 18-17, on a layup by Micir at 4:25. It would be shortlived as Alicia Seelau responded her next tip down the court with a lay-in.

Kate Miller would score on a layup to put Princeton ahead by one, 20-19, before Yale ended the half with three points to take a 22-20 lead into the locker room.

The last time the team trailed an Ivy game at halftime was against Dartmouth on March 5, when the Tigers were down 26-21 and came back to win 64-43.

Micir finished with a game-high 18 points and led the team on the glass with seven rebounds. Allgood would add nine and six rebounds. Miller led the team in steals with three steals while Polansky dished out a team-high four assists. Princeton shot 47.8 percent overall, 54.5 percent from the line and 25 percent from long range.

Gobrecht paced the Bulldog offense with 13 points, a team-high six rebounds, three blocks and three assists. Messimer and Graf contributed seven points. Aarica West added five rebounds. The team shot 30.2 percent overall, 61.5 percent from the charity stripe and 16.7 percent from behind the arc.

Princeton improves to 14-3 overall and 3-0 in the Ivy League, while Yale drops to 7-10 overall with its first league loss of the season to fall to 3-1 in conference play.

GAME #18 PRINCETON 67 AT HARVARD 73

CAMBRIDGE, Mass. (2/4/10) - Princeton's conference streak, the fourth longest in the nation, stops at 22 as the Harvard women's basketball team defeated the Tigers 73-67 at Lavietes Pavilion on Friday, Feb. 4 in the battle of the Ivy League unbeatens.

Princeton drops into second place, with a 3-1 Ivy League record and a 14-4 overall mark. Harvard improves to 4-0 and 12-6 overall.

The Crimson had a 35-25 lead after the first half, getting 16 points in the paint while Princeton struggled not getting any inside. Princeton's big three combined for 2-for-13 in the first half, as Harvard shot 56 percent from the floor.

The game would come down to the final seconds, as Princeton would take its first lead of the game with 3:21 to play. It would be a two-point game with 11 seconds left but Harvard would keep Princeton at bay and hang on for the win, hitting four free throws in the closing seconds.

Harvard started the game on an 8-0 run with back-to-back and ones. Devona Allgood hit the back end of her two free throws but Victoria Lippert drained a three off the bench to give the Crimson a 10-point edge, 11-1 at 15:23.

Princeton would go on a 19-9 run over the next eight minutes to even the score at 20-20 on a cut in the lane by Laura Johnson. Johnson would lead the Tigers in scoring in the first half with 11.

Harvard scored the game's next six points, getting a three from Jasmine Evans and an old fashioned three-point play from Clarke. Lauren Edwards would finally get in the scorebook going 2-for-2 from the charity stripe at 4:12.

The Crimson would hit four more shots in the final 3:30, while the Tigers would get a single three from Johnson, her third of the half to match a season-best, as Harvard would take a 35-25 lead into the locker room.

Four minutes into the second half Harvard maintained its 10-point edge, 39-29. Princeton would try to chip away at the lead, but Harvard would quash any efforts. The Tigers would get as close as three, at 9:57, on a three-point play by Krystal Hill, but Harvard would answer with four straight to go back up by seven, 52-45.

Allgood hit her first three pointer on her first career attempt on a shot clock buzzer to make it a four-point game, 52-48, with 8:09 on the clock.

Harvard would match that three, and would maintain the seven-point edge, 57-50 at 6:23. Hill would get a layup at 5:37 and then a steal on the other end to go up with a fastbreak layup to make it 57-55 at 5:17.

Allgood would score the layup that would tie the game at 4:07, 57-57. Princeton would take its first lead of the game at 3:21 on a three-pointer from Edwards. She would add two free throws to five Princeton a 62-59 lead with 2:46 to play.

Harvard had a 7-0 run with Clark hitting two jumpers and Lippert draining a three from the top of the key as Princeton would miss two shots during the run as the Crimson had a 66-62 lead with 50 seconds left.

Micir would hit a long two with 11 seconds left to make it a two-point game, 69-67. The Tigers would foul the Crimson for the remainder to get the ball back, which would lead to four Harvard made free throws to settle the score 73-67.

Johnson would finish the game with a season-high 16 points and a career-high five assists. Allgood collected 14 points, 11 of which would come in the second half, and led the team on the glass with seven rebounds and two blocks. The senior captains Micir and Hill would add 12 and 11, respectively. Princeton shot 40.3 (25-62) overall, 45.5 percent from long range and 70 percent from the line.

Clark paced the Harvard offense with 18 points and Brogan Berry had 17 and a team-best eight assists. Lippert was also in double digits with 14 points and had a team-high seven rebounds and two blocks. Miriam Rutzen and Emma Markley would each contribute nine points. Harvard shot 50 percent for the game (24-48), 46.7 percent from behind the arc and 85.7 percent from the stripe.

Princeton has lost all four games in which it has trailed by double digits.

Official Basketball Box Score - Game Totals - Final Statistics
Princeton vs Brown
1/28/11 7:00 p.m. at Pizzitola Sports Center

| Princeton 70 @ 12-3, 1-0 | | Total | | 3-Pr | | Rebounds | | PF | | TP | | A TO Bk Stl | | Min | |
|--------------------------|-----------------------|-------|-------|------|-----|----------|-----|-------|----|----|---|-------------|-----|-----|-----|
| ## | Player | FG | FTA | FT | FT% | Off | Def | Total | PF | TP | A | TO | Bk | Stl | Min |
| 25 | Miller, Kate | f | 3-7 | 0-0 | 0-0 | 2 | 4 | 1 | 6 | 2 | 0 | 0 | 0 | 17 | |
| 44 | Allgood, Devona | c | 4-7 | 0-0 | 2-3 | 0 | 11 | 11 | 2 | 10 | 0 | 2 | 6 | 0 | 26 |
| 03 | Polansky, Lauren | g | 0-1 | 0-0 | 1-3 | 3 | 1 | 4 | 3 | 1 | 3 | 1 | 4 | 3 | 22 |
| 23 | Micir, Addie | g | 6-11 | 6-10 | 0-0 | 4 | 4 | 0 | 18 | 3 | 3 | 0 | 3 | 28 | |
| 30 | Edwards, Lauren | g | 4-11 | 3-6 | 2-2 | 2 | 4 | 0 | 13 | 2 | 2 | 0 | 1 | 27 | |
| 05 | Rodgers, Alex | g | 3-5 | 1-2 | 1-2 | 1 | 0 | 1 | 8 | 0 | 0 | 0 | 0 | 13 | |
| 10 | Hung, Nicole | g | 2-5 | 0-0 | 1 | 0 | 1 | 0 | 4 | 0 | 0 | 0 | 0 | 19 | |
| 11 | Hill, Krystal | g | 1-4 | 0-2 | 0-0 | 0 | 2 | 2 | 1 | 2 | 1 | 0 | 0 | 13 | |
| 22 | Johnson, Laura | g | 1-3 | 0-1 | 0-1 | 0 | 1 | 2 | 2 | 4 | 2 | 0 | 0 | 20 | |
| 32 | Helmsstetter, Kristen | g | 0-1 | 0-0 | 0-0 | 1 | 2 | 3 | 2 | 0 | 2 | 0 | 0 | 9 | |
| 43 | Bowen, Megan | g | 2-5 | 0-0 | 2-4 | 1 | 5 | 6 | 1 | 0 | 1 | 0 | 1 | 16 | |
| Team | | | | | | 4 | 5 | 9 | 1 | 1 | | | | 1 | |
| Totals | | 26-60 | 10-21 | 8-14 | 12 | 34 | 46 | 12 | 70 | 16 | 8 | 11 | 200 | | |

FG % 1st Half: 14-31 45.2% 2nd Half: 12-29 41.4% Game: 26-60 43.3%
3FG % 1st Half: 6-11 54.5% 2nd Half: 4-10 40.0% Game: 10-21 47.6%
FT % 1st Half: 1-2 50.0% 2nd Half: 7-12 58.3% Game: 8-14 57.1%

| Brown 48 @ 4-12, 0-2 | | Total | | 3-Pr | | Rebounds | | PF | | TP | | A TO Bk Stl | | Min | |
|----------------------|-----------------------|-------|------|------|-----|----------|-----|-------|----|----|----|-------------|----|-----|-----|
| ## | Player | FG | FTA | FT | FT% | Off | Def | Total | PF | TP | A | TO | Bk | Stl | Min |
| 30 | Daniels, Aileen | f | 3-11 | 0-3 | 1-3 | 1 | 4 | 5 | 2 | 7 | 3 | 1 | 1 | 1 | 31 |
| 44 | Nickel, Lindsay | f | 4-10 | 3-5 | 0-0 | 2 | 1 | 3 | 1 | 11 | 3 | 2 | 0 | 1 | 33 |
| 20 | Passafiume, Hannah | g | 1-9 | 1-4 | 4-4 | 1 | 4 | 5 | 0 | 7 | 3 | 1 | 0 | 1 | 34 |
| 23 | Dixon, Sheila | g | 3-10 | 0-4 | 0-0 | 1 | 2 | 3 | 0 | 6 | 1 | 3 | 0 | 4 | 27 |
| 25 | Steele, Lindsay | g | 2-7 | 1-2 | 0-0 | 1 | 2 | 3 | 1 | 5 | 1 | 1 | 0 | 1 | 29 |
| 00 | King, Caroline | g | 0-1 | 0-0 | 0-0 | 1 | 2 | 3 | 0 | 0 | 0 | 0 | 0 | 2 | |
| 03 | Juker, Jordyn | g | 1-5 | 0-0 | 0-0 | 2 | 2 | 4 | 0 | 2 | 1 | 0 | 0 | 13 | |
| 11 | Scholingier, Jacqueli | g | 1-1 | 0-0 | 0-0 | 0 | 0 | 0 | 0 | 0 | 0 | 0 | 0 | 2 | |
| 21 | Smith, Maggie | g | 0-0 | 0-0 | 0-0 | 1 | 2 | 0 | 0 | 0 | 0 | 0 | 0 | 4 | |
| 24 | Kobushigawa, Laura | g | 1-1 | 0-0 | 0-0 | 0 | 0 | 0 | 0 | 0 | 0 | 0 | 0 | 0 | |
| 22 | Beuteli, Sophie | g | 2-4 | 0-0 | 1-2 | 0 | 2 | 2 | 5 | 0 | 1 | 0 | 0 | 15 | |
| 34 | Masashi, Taylor | g | 0-2 | 0-0 | 0-1 | 1 | 1 | 0 | 0 | 0 | 0 | 0 | 0 | 2 | |
| Team | | | | | | 3 | 2 | 5 | 1 | 1 | | | | 1 | |
| Totals | | 18-61 | 6-20 | 6-9 | 12 | 23 | 35 | 9 | 46 | 12 | 15 | 1 | 8 | 199 | |

FG % 1st Half: 8-30 26.7% 2nd Half: 10-31 32.3% Game: 18-61 29.5%
3FG % 1st Half: 6-14 42.9% 2nd Half: 0-6 0.0% Game: 6-20 30.0%
FT % 1st Half: 0-0 0.0% 2nd Half: 6-9 66.7% Game: 6-9 66.7%

| Score by periods | 1st | 2nd | Total |
|------------------|-----|-----|-------|
| Princeton | 35 | 35 | 70 |
| Brown | 22 | 26 | 48 |

Points PRIN 14 24 7 2 12
In Off 2nd Fast
T/O Chance Break Bench
PRIN 14 11 13 2 12
Score tied - 0 times.

Official Basketball Box Score - Game Totals - Final Statistics
Princeton vs Yale
1/29/11 7 p.m. at John J. Lee Amphitheater

| Princeton 52 @ 14-3, 3-0 Ivy | | Total | | 3-Pr | | Rebounds | | PF | | TP | | A TO Bk Stl | | Min | |
|------------------------------|------------------|-------|------|------|-----|----------|-----|-------|----|----|----|-------------|----|-----|-----|
| ## | Player | FG | FTA | FT | FT% | Off | Def | Total | PF | TP | A | TO | Bk | Stl | Min |
| 25 | Miller, Kate | f | 1-4 | 0-0 | 0-0 | 0 | 2 | 2 | 5 | 2 | 2 | 3 | 0 | 3 | 27 |
| 44 | Allgood, Devona | c | 4-6 | 0-0 | 1-2 | 2 | 4 | 6 | 1 | 9 | 1 | 5 | 1 | 0 | 24 |
| 03 | Polansky, Lauren | g | 3-5 | 0-0 | 0-0 | 2 | 2 | 4 | 3 | 6 | 4 | 1 | 0 | 0 | 35 |
| 23 | Micir, Addie | g | 7-11 | 2-3 | 2-3 | 0 | 7 | 7 | 2 | 18 | 1 | 2 | 0 | 1 | 39 |
| 30 | Edwards, Lauren | g | 7-14 | 0-2 | 3-6 | 1 | 5 | 6 | 1 | 17 | 0 | 2 | 1 | 1 | 40 |
| 05 | Rodgers, Alex | g | 0-2 | 0-1 | 0-0 | 0 | 1 | 1 | 0 | 0 | 0 | 0 | 0 | 1 | 8 |
| 11 | Hill, Krystal | g | 0-1 | 0-1 | 0-0 | 0 | 0 | 0 | 1 | 0 | 2 | 1 | 0 | 0 | 5 |
| 22 | Johnson, Laura | g | 0-3 | 0-1 | 0-0 | 0 | 1 | 1 | 0 | 0 | 0 | 1 | 0 | 0 | 8 |
| 43 | Bowen, Megan | g | 0-0 | 0-0 | 0-0 | 1 | 2 | 1 | 0 | 1 | 2 | 0 | 0 | 1 | 14 |
| Team | | | | | | 3 | 1 | 4 | 2 | 2 | | | | 2 | |
| Totals | | 22-46 | 2-8 | 6-11 | 9 | 24 | 33 | 14 | 52 | 11 | 19 | 2 | 7 | 200 | |

FG % 1st Half: 9-23 39.1% 2nd Half: 13-23 56.5% Game: 22-46 47.8%
3FG % 1st Half: 1-4 25.0% 2nd Half: 1-4 25.0% Game: 2-8 25.0%
FT % 1st Half: 1-2 50.0% 2nd Half: 5-9 55.6% Game: 6-11 54.5%

| Yale 37 @ 7-11, 3-1 Ivy | | Total | | 3-Pr | | Rebounds | | PF | | TP | | A TO Bk Stl | | Min | |
|-------------------------|------------------|-------|------|------|-----|----------|-----|-------|----|----|---|-------------|----|-----|-----|
| ## | Player | FG | FTA | FT | FT% | Off | Def | Total | PF | TP | A | TO | Bk | Stl | Min |
| 03 | Graf, Jenna | f | 3-11 | 1-8 | 0-0 | 0 | 0 | 0 | 1 | 7 | 1 | 0 | 0 | 1 | 35 |
| 41 | Gobrecht, Mady | f | 5-14 | 1-4 | 2-4 | 0 | 6 | 6 | 1 | 13 | 3 | 3 | 0 | 1 | 35 |
| 44 | Cashen, Michelle | f | 0-3 | 0-0 | 3-4 | 1 | 2 | 3 | 3 | 2 | 3 | 0 | 0 | 1 | 34 |
| 15 | Vassquez, Megan | g | 1-8 | 0-3 | 0-0 | 2 | 1 | 3 | 2 | 1 | 5 | 0 | 1 | 28 | |
| 31 | West, Aarica | g | 0-2 | 0-1 | 0-0 | 0 | 0 | 0 | 5 | 1 | 2 | 3 | 0 | 33 | |
| 13 | Lehner, Verena | g | 0-0 | 0-0 | 0-0 | 0 | 1 | 1 | 0 | 0 | 1 | 0 | 0 | 5 | |
| 14 | Messimer, Allie | g | 2-4 | 1-2 | 2-3 | 1 | 3 | 4 | 1 | 7 | 0 | 2 | 0 | 24 | |
| 21 | Seelau, Alicia | g | 1-1 | 0-0 | 1-2 | 1 | 0 | 1 | 0 | 3 | 0 | 0 | | | |

GAME #19
PRINCETON 75 AT DARTMOUTH 50

GAME #20
PRINCETON vs. COLUMBIA

GAME #21
PRINCETON vs. CORNELL

HANOVER, N.H. (2/5/11) - Sophomore Megan Bowen scored a career-high 14 points as the Princeton women's basketball team defeated Dartmouth 75-50 at Leede Arena on Saturday, Feb. 5.

All 12 Princeton players played in the game and each had at least two points, as the bench scored 38 of the team's points. Princeton got 52 points in the paint, 34 more than Dartmouth.

Junior Devona Allgood and senior Krystal Hill scored 12 points each, a season high for Hill. Junior Lauren Edwards had nine points and senior Addie Micir added eight. Bowen and Micir had eight rebounds apiece. Edwards would lead the team in assists with four and steals with three.

Both team struggled to sink a basket to start the game with the first field goal coming at 16:40, a layup by Allgood. Five minutes later Princeton would have a 13-6 lead. Two three's by Faziyah Steen would keep her Big Green within four to make it 16-12 at 10:45.

The Tigers went on an 8-0 run to take a 14-point led, 26-12 at 6:14 with Bowen and Hill combining for all eight points.

The teams would go back-and-forth for the remainder of first half, as the Tigers took a 38-25 lead into the locker room.

Dartmouth would cut the lead to 10, at 16:50, as the Big Green started the half on a 6-3 run. Princeton would answer with seven straight points to take a 17-point edge, 48-31 two minutes later.

An offensive putback by Kristen Helmstetter gave the Tigers a 54-33 lead at 9:46, it's first 20+ point lead of the game.

Dartmouth would only get within 18, 60-42, with 4:50 to play. Princeton would expand its lead, going up by as much as 26, 71-45 with less than two minutes remaining and would end with a 25-point edge.

Sasha Dosenko recorded a double-double with 13 points and 19 rebounds. She added three blocks and two assists. Steen also scored 13 points and had a team-high three steals. Cassie Cooper picked up nine points and six rebounds. Janelle Ross also added six boards. Dartmouth shot 29 percent overall, 62.5 percent from the stripe and 38.5 percent from behind the arc.

Princeton shot 47.8 percent from the floor, 71.4 percent from the free throw line and 28.6 percent from long range.

Princeton improves to 15-4 overall and 4-1 in the league, while Dartmouth drops to 5-14 overall and 1-4 in league play.

Official Basketball Box Score - Game Totals - Final Statistics
Princeton vs Dartmouth
2/5/11 7:00 pm at Leede Arena, Hanover, N.H.

Princeton 75 • 15-4, 4-1 Ivy

| # | Player | Total | | 3-Ptr | | Rebounds | | | PF | TP | A | TO | Blk | Stl | Min |
|---------------|----------------------|-------|--------------|-------------|------------|-----------|-----------|-----------|-----------|-----------|-----------|----------|----------|----------|------------|
| | | FG | FGA | FG | FGA | FT | FTA | Off | | | | | | | |
| 28 | Miller, Kate | f | 2-2 | 0-0 | 0-0 | 2 | 2 | 4 | 2 | 4 | 1 | 0 | 0 | 1 | 21 |
| 44 | Allgood, Devona | c | 5-11 | 0-0 | 2-2 | 2 | 1 | 3 | 2 | 12 | 0 | 0 | 1 | 0 | 20 |
| 03 | Polansky, Lauren | g | 2-3 | 0-1 | 0-0 | 0 | 2 | 2 | 4 | 4 | 3 | 0 | 0 | 2 | 22 |
| 23 | Micir, Addie | g | 3-7 | 2-3 | 0-0 | 0 | 8 | 8 | 0 | 8 | 4 | 2 | 0 | 0 | 25 |
| 30 | Edwards, Lauren | g | 2-8 | 2-5 | 3-4 | 1 | 0 | 1 | 1 | 9 | 0 | 1 | 0 | 3 | 19 |
| 05 | Rodgers, Alex | | 1-2 | 0-0 | 0-0 | 1 | 1 | 2 | 0 | 2 | 0 | 0 | 0 | 1 | 8 |
| 10 | Hung, Nicole | | 2-4 | 0-0 | 0-1 | 0 | 3 | 3 | 0 | 4 | 1 | 1 | 1 | 0 | 15 |
| 11 | Hill, Krystal | | 6-11 | 0-2 | 0-0 | 0 | 2 | 2 | 0 | 12 | 0 | 1 | 0 | 1 | 19 |
| 22 | Johnson, Laura | | 2-7 | 0-3 | 0-0 | 0 | 2 | 2 | 0 | 4 | 3 | 1 | 0 | 0 | 19 |
| 32 | Helmstetter, Kristen | | 1-1 | 0-0 | 0-0 | 2 | 3 | 5 | 1 | 2 | 3 | 0 | 0 | 1 | 16 |
| 43 | Bowen, Megan | | 7-13 | 0-0 | 0-0 | 2 | 6 | 8 | 0 | 14 | 0 | 3 | 1 | 0 | 16 |
| | Team | | | | | 2 | 1 | 3 | | | | | | | |
| Totals | | | 33-69 | 4-14 | 5-7 | 12 | 31 | 43 | 10 | 75 | 15 | 9 | 3 | 9 | 200 |

FG % 1st Half: 17-35 48.6% 2nd half: 16-34 47.1% Game: 33-69 47.8% Deadball
3FG % 1st Half: 3-4 50.0% 2nd half: 2-10 20.0% Game: 4-14 28.6% Rebounds
FT % 1st Half: 2-2 100.0% 2nd half: 3-5 60.0% Game: 5-7 71.4% 1

Dartmouth 50 • 5-14, 1-4 Ivy

| # | Player | Total | | 3-Ptr | | Rebounds | | | PF | TP | A | TO | Blk | Stl | Min |
|---------------|---------------------|-------|--------------|-------------|------------|-----------|-----------|-----------|----------|-----------|-----------|-----------|----------|----------|------------|
| | | FG | FGA | FG | FGA | FT | FTA | Off | | | | | | | |
| 12 | Ross, Janelle | f | 3-13 | 0-1 | 0-0 | 4 | 2 | 6 | 3 | 6 | 2 | 3 | 0 | 0 | 31 |
| 24 | Cooper, Cassie | f | 4-10 | 1-1 | 0-0 | 1 | 5 | 6 | 1 | 9 | 3 | 3 | 1 | 0 | 32 |
| 34 | Dosenko, Sasha | f | 5-21 | 0-0 | 3-6 | 8 | 11 | 19 | 2 | 13 | 2 | 2 | 3 | 1 | 36 |
| 21 | McFee, Meghan | g | 0-5 | 0-3 | 0-0 | 0 | 4 | 4 | 0 | 0 | 0 | 2 | 1 | 0 | 32 |
| 25 | Steen, Faziyah | g | 4-12 | 3-6 | 2-2 | 0 | 2 | 1 | 13 | 1 | 3 | 1 | 3 | 3 | 35 |
| 04 | VandenBosch, Louise | | 3-4 | 1-1 | 0-0 | 1 | 2 | 3 | 2 | 7 | 2 | 2 | 0 | 0 | 20 |
| 11 | Kufeld, Kylie | | 0-0 | 0-0 | 0-0 | 0 | 0 | 0 | 0 | 0 | 0 | 0 | 0 | 0 | 1 |
| 32 | Zellinger, Eve | | 1-1 | 0-0 | 0-0 | 1 | 1 | 1 | 0 | 2 | 0 | 0 | 0 | 0 | 2 |
| 33 | Byrd, Kelsey | | 0-3 | 0-1 | 0-0 | 0 | 0 | 0 | 0 | 0 | 0 | 0 | 0 | 0 | 11 |
| | Team | | | | | 2 | 0 | 2 | | | | | | | |
| Totals | | | 20-69 | 5-13 | 5-8 | 17 | 26 | 43 | 9 | 50 | 10 | 15 | 6 | 4 | 200 |

FG % 1st Half: 10-33 30.3% 2nd half: 10-36 27.8% Game: 20-69 29.0% Deadball
3FG % 1st Half: 4-7 57.1% 2nd half: 1-6 16.7% Game: 5-13 38.5% Rebounds
FT % 1st Half: 1-2 50.0% 2nd half: 4-6 66.7% Game: 5-8 62.5% 3

Officials: Kevin Rutland, Joseph Leclerc, Susan Peters
Technical fouls: Princeton-None. Dartmouth-None.
Attendance: 993

| Score by periods | 1st | 2nd | Total |
|------------------|-----|-----|-------|
| Princeton | 38 | 37 | 75 |
| Dartmouth | 25 | 25 | 50 |

| Points | In | Off | 2nd | Fast |
|--------|-------|-----|--------|-------|
| PRIN | Paint | T/O | Chance | Break |
| DART | 18 | 5 | 9 | 0 |
| | 38 | 8 | 38 | |
| | 9 | 0 | 9 | |

Last FG - PRIN 2nd-00:16, DART 2nd-00:29. Score tied - 1 time.
Largest lead - PRIN by 26 2nd-01:47, DART by 1 1st-17:44. Lead changed - 1 time.